

Erling Braut Håland
Borussia Dortmund

Age
19
21.07.2000

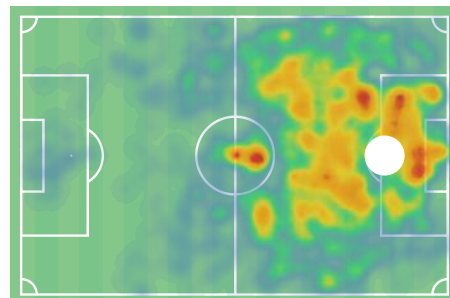
Strong foot
 Left

Birth country
 England

Height
194
cm

Passport country
 England, Norway

Weight
87
kg



CAREER OVERVIEW

2020 Europe

	Team	Minutes played	Appearances / Starting lineup	Yellow / Red cards
EC Qualification	Norway	86	2 / 1	0 / 0

2019/2020

Bundesliga	Salzburg	1031	14 / 11	3 / 0
UEFA Champions League	Salzburg	587	6 / 4	1 / 0
UEFA Champions League	Borussia Dortmund	587	2 / 2	1 / 0
Bundesliga	Borussia Dortmund	537	8 / 5	0 / 0
Cup	Salzburg	114	2 / 1	0 / 0
DFB Pokal	Borussia Dortmund	51	1	0 / 0

2019 Poland

U20 World Cup	Norway U20	289	3 / 3	0 / 0
---------------	------------	-----	-------	-------









2019 Italy

UEFA U21 Championship	Norway U21	226	3 / 2	0 / 0
-----------------------	------------	-----	-------	-------

2018

Eliteserien	Molde	1687	25 / 17	1 / 0
-------------	-------	------	---------	-------

2018/2019

	Team	Minutes played	Appearances / Starting lineup	Yellow / Red cards
 Bundesliga	 Salzburg	86	2 / 1	0 / 0
 Cup	 Salzburg	63	2	0 / 0
 UEFA Europa League	 Salzburg	9	1	0 / 0
 UEFA Europa League	 Molde	9	5 / 5	1 / 0

2018 Finland

 UEFA U19 Championship	 Norway U19	791	9 / 9	2 / 0
-------------------------------------------------------------------------------------------------------	----------------------------------------------------------------------------------------------	-----	-------	-------

2017

 Eliteserien	 Molde	439	14 / 3	2 / 0
 NM Cupen	 Molde	188	4 / 1	2 / 0

2017/2018

 UEFA Youth League	 Molde U19	30	1	0 / 0
-----------------------------------------------------------------------------------------------------	-----------------------------------------------------------------------------------------------	----	---	-------

2017 Croatia

 UEFA U17 Championship	 Norway U17	405	8 / 6	0 / 0
---------------------------------------------------------------------------------------------------------	------------------------------------------------------------------------------------------------	-----	-------	-------

2016

 Obos Ligaen	 Bryne	483	16 / 4	0 / 0
-----------------------------------------------------------------------------------------------	-------------------------------------------------------------------------------------------	-----	--------	-------



Goals		↓ Total	Avg. per 90	xG
1	R. Lewandowski Bayern München	25	1.05	17.95
9	S. Andersson Union Berlin	11	0.45	9.18
10	F. Niederlechner Augsburg	11	0.44	9.80
11	J. Córdoba Köln	10	0.61	6.44
12	E. Håland Borussia Dortmund	9	1.51	4.28
13	K. Volland Bayer Leverkusen	9	0.42	10.22
14	Philippe Coutinho Bayern München	8	0.5	8.51
15	A. Pléa Borussia M'gladbach	8	0.4	9.26

Shots		↓ Total	Avg. per 90	xG/Shot
1	R. Lewandowski Bayern München	105	4.43	0.17
54	João Victor Wolfsburg	22	1.59	0.11
55	D. Selke Werder Bremen, Hertha BSC	22	1.55	0.13
56	K. Coman Bayern München	21	1.8	0.12
57	E. Håland Borussia Dortmund	19	3.18	0.23
58	J. Locadia Hoffenheim	19	3.01	0.15
59	S. Adamyan Hoffenheim	19	2.18	0.23
60	Á. Szalai Mainz 05	19	1.56	0.18

Crosses		↓ Avg. per 90	Accuracy, %
1	K. Bellarabi Bayer Leverkusen	7.36	23.15
72	J. Boëtius Mainz 05	0.86	22.22
73	P. Schick RB Leipzig	0.86	0
74	N. Füllkrug Werder Bremen	0.84	66.67
75	E. Håland Borussia Dortmund	0.84	40
76	André Silva Eintracht Frankfurt	0.8	37.5
77	J. Locadia Hoffenheim	0.79	20
78	D. Selke Werder Bremen, Hertha BSC	0.77	18.18

Second assists		↓ Total	Third assists
1	J. Sancho Borussia Dortmund	8	1
56	G. Burgstaller Schalke 04	0	1
57	D. Ginczek Wolfsburg	0	1
58	A. Gogia Union Berlin	0	0
59	E. Håland Borussia Dortmund	0	0
60	O. Duda Hertha BSC	0	0
61	K. Schindler Köln	0	0
62	P. Köpke Hertha BSC	0	0

Assists		↓ Total	Avg. per 90	xA
1	J. Sancho Borussia Dortmund	15	0.72	6.54
43	S. Polter Union Berlin	1	0.25	0.51
44	D. Ginczek Wolfsburg	1	0.23	1.14
45	J. Mateta Mainz 05	1	0.17	0.77
46	E. Håland Borussia Dortmund	1	0.17	0.17
47	Paco Alcácer Borussia Dortmund	1	0.16	0.67
48	D. Srbeny Paderborn	1	0.16	0.06
49	K. Karaman Fortuna Düsseldorf	1	0.13	1.28

Passes		↓ Avg. per 90	Accuracy, %
1	J. Sancho Borussia Dortmund	56.68	85.07
72	J. Zirkzee Bayern München	19.64	88.37
73	S. Andersson Union Berlin	19.56	69.44
74	R. Hennings Fortuna Düsseldorf	19.47	70.13
75	E. Håland Borussia Dortmund	19.44	75.86
76	S. Michel Paderborn	19.44	65.4
77	G. Burgstaller Schalke 04	19.24	70.92
78	A. Ujah Union Berlin	19.2	68.12

Shot assists		↓ Avg. per 90
1	J. Sancho Borussia Dortmund	2.26
99	F. Jensen Augsburg	0.38
100	G. Burgstaller Schalke 04	0.38
101	S. Mamba Paderborn	0.35
102	E. Håland Borussia Dortmund	0.34
103	J. Mateta Mainz 05	0.33
104	S. Córdoba Augsburg	0.3
105	D. Selke Werder Bremen, Hertha BSC	0.28

Touches in penalty area		↓ Avg. per 90
1	S. Gnabry Bayern München	7.83
9	T. Awoniyi Mainz 05	5.89
10	A. Rebić Eintracht Frankfurt	5.63
11	P. Schick RB Leipzig	5.46
12	E. Håland Borussia Dortmund	5.36
13	S. Terodde Köln	5.23
14	M. Reus Borussia Dortmund	5.22
15	S. Polter Union Berlin	5.01



Received passes

↓ Avg. per 90

1	G. Reyna Borussia Dortmund	48.7
55	K. Schindler Köln	15.25
56	Matheus Cunha Hertha BSC, RB Leipzig	15.12
57	O. Fink Fortuna Düsseldorf	14.96
58	E. Håland Borussia Dortmund	14.92
59	M. Rashica Werder Bremen	14.64
60	K. Karaman Fortuna Düsseldorf	14.33
61	D. Ginczek Wolfsburg	14.22

Received long passes

↓ Avg. per 90

1	S. Gnabry Bayern München	4.55
78	J. Bruun Larsen Borussia Dortmund, Hoffenheim	1.37
79	L. Höler Freiburg	1.37
80	A. Gogia Union Berlin	1.35
81	E. Håland Borussia Dortmund	1.34
82	A. Lookman RB Leipzig	1.33
83	S. Mamba Paderborn	1.33
84	Dani Olmo RB Leipzig	1.33

Offensive duels

↓ Avg. per 90 Success, %

1	B. Embolo Borussia M'gladbach	18.94	34.78
62	L. Alario Bayer Leverkusen	9.87	28.04
63	F. Klaus Wolfsburg	9.81	48.39
64	W. Weghorst Wolfsburg	9.77	24.15
65	E. Håland Borussia Dortmund	9.72	27.59
66	J. Boëtius Mainz 05	9.64	42.79
67	J. Bruun Larsen Borussia Dortmund, Hoffenheim	9.58	46.43
68	João Victor Wolfsburg	9.52	50.76

Dribbles

↓ Avg. per 90 Success, %

1	K. Coman Bayern München	10.29	57.5
53	Dani Olmo RB Leipzig	3.55	75
54	R. Quaison Mainz 05	3.55	46.34
55	K. Schindler Köln	3.54	54.55
56	E. Håland Borussia Dortmund	3.52	42.86
57	J. Boëtius Mainz 05	3.5	52.05
58	M. Dabbur Hoffenheim	3.48	58.33
59	F. Neuhaus Borussia M'gladbach	3.32	52.46

Progressive runs

↓ Avg. per 90 Avg. progression, m

1	A. Rebić Eintracht Frankfurt	4.69	92.78
32	C. Baumgartner Hoffenheim	1.74	50.34
33	L. Nmecha Wolfsburg	1.73	42.68
34	S. Adamyan Hoffenheim	1.72	49.87
35	E. Håland Borussia Dortmund	1.68	56.73
36	P. Herrmann Borussia M'gladbach	1.68	47.06
37	S. Michel Paderborn	1.56	40.35
38	S. Kalou Hertha BSC	1.56	37.22

Progressive passes

↓ Avg. per 90 Avg. progression, m

1	F. Kainz Köln	9.04	150.43
93	V. Ibišević Hertha BSC	1.54	41.76
94	A. Ujah Union Berlin	1.53	50.83
95	P. Schick RB Leipzig	1.53	39.92
96	E. Håland Borussia Dortmund	1.51	39.05
97	S. Adamyan Hoffenheim	1.49	41.03
98	Paco Alcácer Borussia Dortmund	1.43	24.99
99	B. Borrello Freiburg	1.4	25.94

Recoveries in final third

↓ Avg. per 90

1	A. Gogia Union Berlin	3.38
21	N. Amiri Bayer Leverkusen	1.87
22	B. Goller Werder Bremen	1.86
23	Paulinho Bayer Leverkusen	1.86
24	E. Håland Borussia Dortmund	1.84
25	M. Rashica Werder Bremen	1.79
26	K. Bellarabi Bayer Leverkusen	1.77
27	J. Thielmann Köln	1.77

Counterpressing recoveries


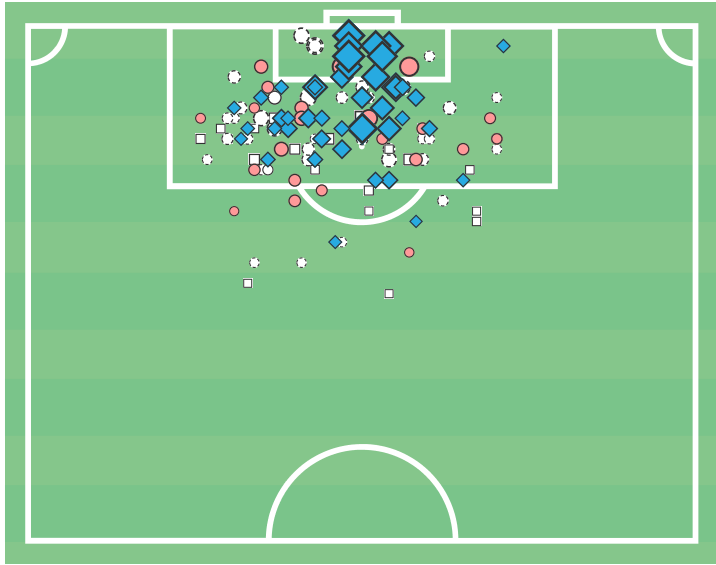
↓ Avg. per 90

1	O. Fink Fortuna Düsseldorf	5.03
27	I. Perišić Bayern München	2.64
28	M. Dabbur Hoffenheim	2.61
29	Philippe Coutinho Bayern München	2.6
30	E. Håland Borussia Dortmund	2.51
31	R. Sallai Freiburg	2.49
32	T. Hazard Borussia Dortmund	2.49
33	K. Schindler Köln	2.47


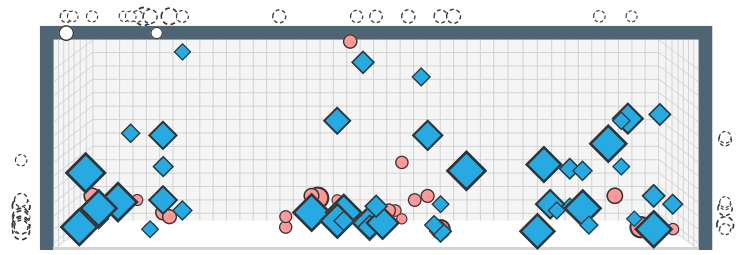


Shots

◆ Goal ● On goal ○ Wide ○ On post □ Blocked

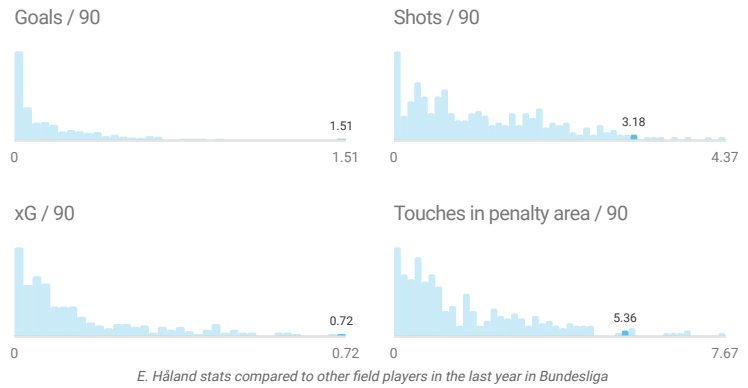
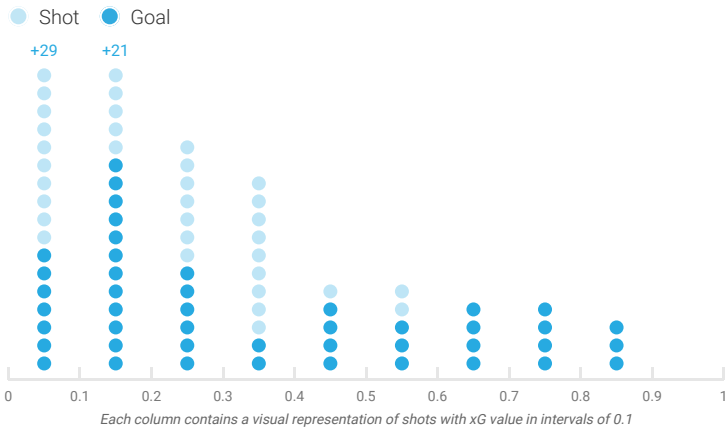


Player's shots in the last calendar year




	Shots / on target	↓ xG	Goals	Goal conversion
Total	133 / 72 54.1%	31.04	49	36.8%
Inside penalty area	113 / 62 54.9%	27.34	43	38.1%
Outside penalty area	16 / 6 37.5%	0.65	2	12.5%
After crosses	20 / 12 60%	6.68	10	50%
After set pieces	14 / 5 35.7%	2.85	5	35.7%
DFKs and penalties	5 / 4 80%	3.05	4	80%

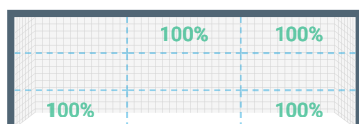
xG bucket distribution



Penalties taken



PENALTY CONVERSION



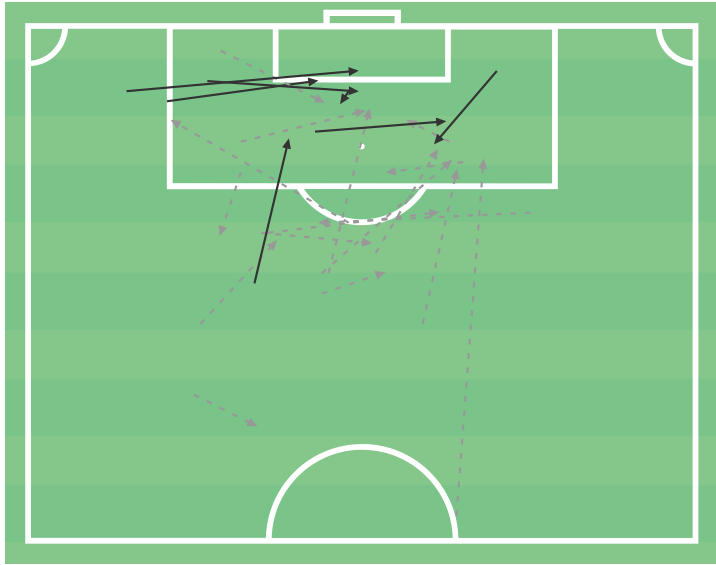
Showing all penalties taken from 2015

Date	Match	Goalkeeper	Outcome
05.11.2019	Napoli 1 – 1 Salzburg	A. Meret	●
23.10.2019	Salzburg 2 – 3 Napoli	A. Meret	●
04.08.2019	Salzburg 4 – 1 Mattersburg	M. Kuster	●
30.05.2019	Norway U20 12 – 0 Honduras U20	José García	●
12.08.2018	Molde 5 – 1 Brann	S. Radlinger	●
22.07.2018	Italy U19 1 – 1 Norway U19	A. Plizzari	●
01.07.2018	Brann 0 – 4 Molde	S. Radlinger	●
15.04.2018	Molde 2 – 1 Lillestrøm	M. Igonen	●



Shot assists

— Assist - - Shot assist

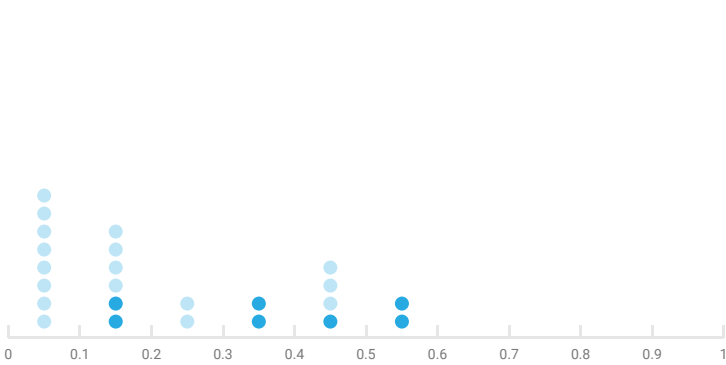


Player's shot assists in the last calendar year

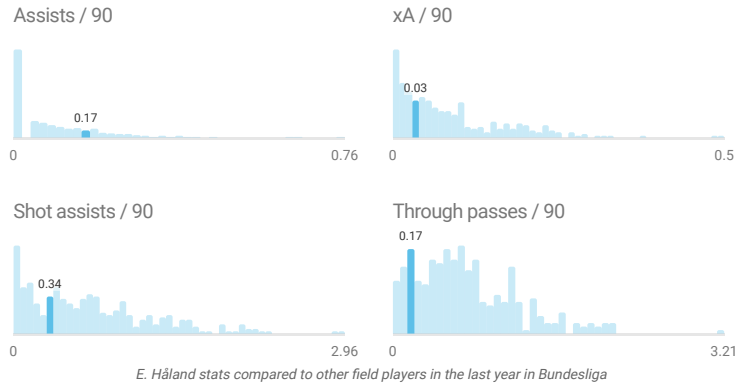
Receiver	Shot assists	xA	Assists
P. Daka	5	1.39	3
T. Minamino	4	1.04	2
M. Okugawa	2	0.95	1
Hwang Hee-Chan	2	0.92	1
S. Koita	2	0.31	0
A. Hakimi	1	0.17	0
D. Szoboszlai	3	0.15	0

xA bucket distribution

● Shot ● Goal

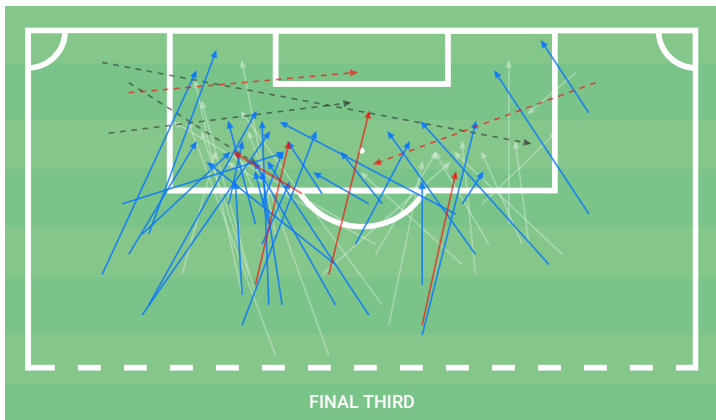


Each column contains a visual representation of shot assists with xA value in intervals of 0.1

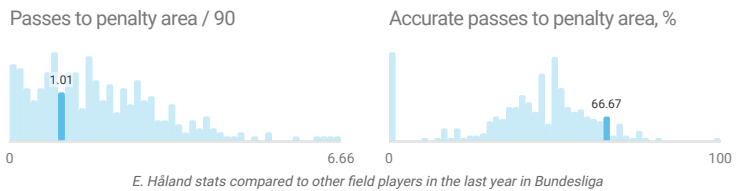


Penalty area deliveries

— Pass - - Cross - - Key pass - - Carry



FINAL THIRD

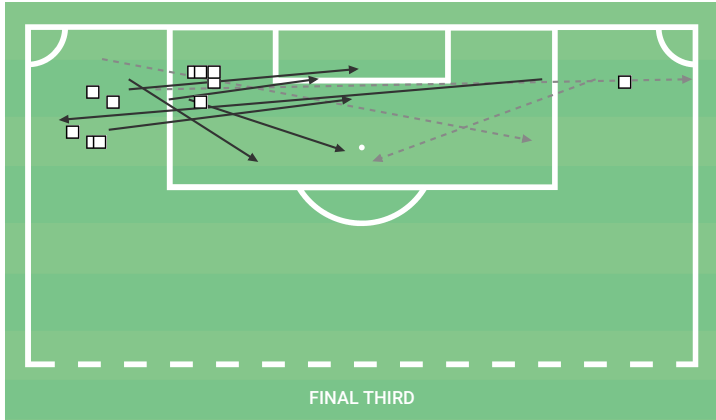


	Passes / accurate	Crosses / accurate	Key passes	Carries
Left flank	9 / 3 33.3%	10 / 4 40%	1	10
Center	22 / 15 68.2%	-	4	17
Right flank	11 / 8 72.7%	2 / 1 50%	1	4
Total	42 / 26 61.9%	12 / 5 41.7%	6	31



Crosses

□ Unsuccessful - - High cross — Ground cross



Flank	Crosses / successful	Ground crosses / cutbacks	xA	Assists
Left	17 / 7 41.2%	15 / 4	1.01	2
Right	3 / 2 66.7%	2 / 0	-	-
Total	20 / 9 45%	17 / 4	1.01	2

Crosses / 90



Accurate crosses / 90

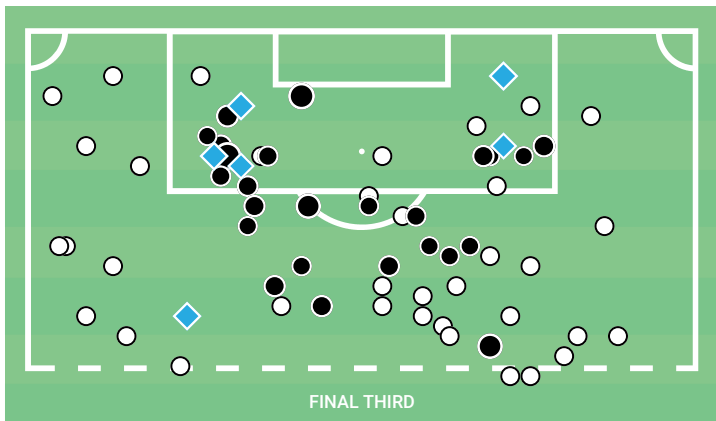


E. Håland stats compared to other field players in the last year in Bundesliga

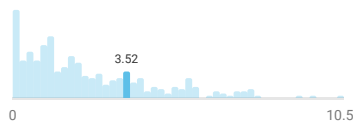
Receiver	Crosses / ground	Shot assists	xA	Assists
A. Ulmer	2 / 1	-	-	-
Hwang Hee-Chan	2 / 2	1	0.47	1
T. Hazard	1 / 0	-	-	-
Raphaël Guerreiro	1 / 1	-	-	-
M. Okugawa	1 / 1	1	0.54	1
P. Daka	1 / 1	-	-	-
E. Mwepu	1 / 0	-	-	-

Dribbles in final third

○ Kept possession ● Followed by a shot ◆ Followed by a goal



Dribbles / 90



Successful dribbles / 90

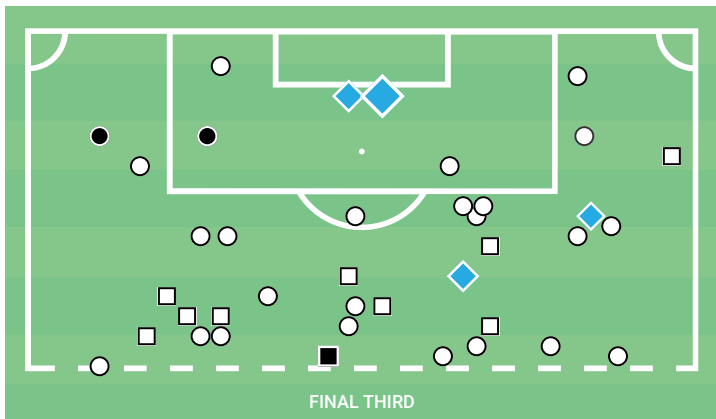


E. Håland stats compared to other field players in the last year in Bundesliga

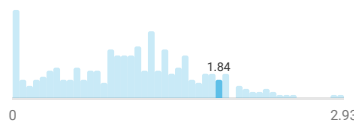
Opponent position	Dribbles / kept possession	Shots after / on target	xG	Goals after
CB	59 / 37 62.7%	18 / 5	1.70	1
RB	13 / 10 76.9%	5 / 3	0.65	3
LB	9 / 7 77.8%	2 / 2	0.30	-
CMF	6 / 5 83.3%	-	-	-
GK	5 / 4 80%	3 / 1	0.61	1
Total	103 / 70 68%	32 / 12	3.69	6

Recoveries in final third

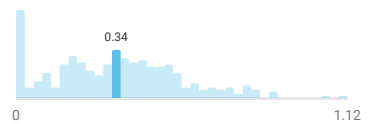
○ Counterpressing □ Positional pressing ● With shot ◆ Goal



Recoveries in final third / 90



Dangerous recoveries / 90



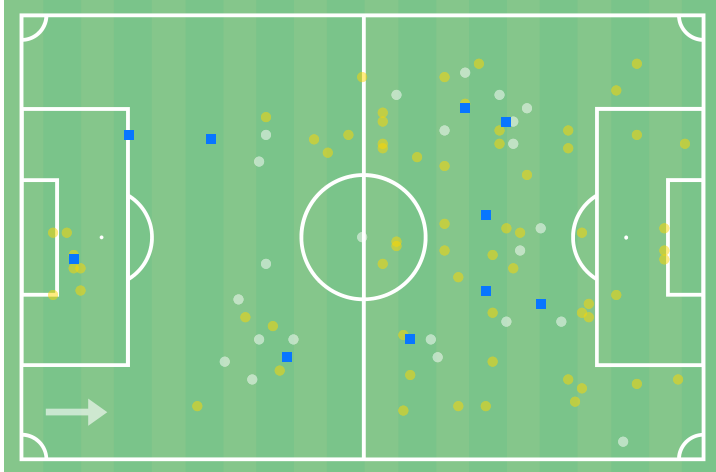
E. Håland stats compared to other field players in the last year in Bundesliga

Zone	Recoveries	Shots after / on target	xG	Goals after
Zone 14	23	2 / 1	0.45	1
Right flank	7	1 / 1	0.18	1
Penalty area	5	3 / 2	1.10	2
Left flank	4	1 / 0	<0.01	-
Total	39	7 / 4	1.73	4

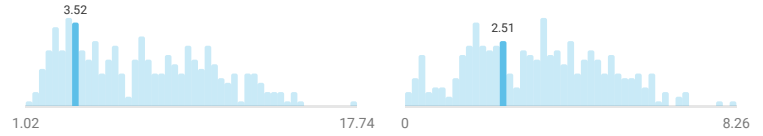


Recoveries

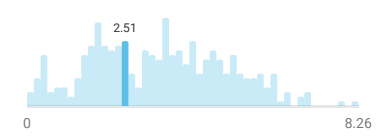
● Positioning ● Counterpressing ■ Interception



Recoveries / 90



Counterpressing recoveries / 90

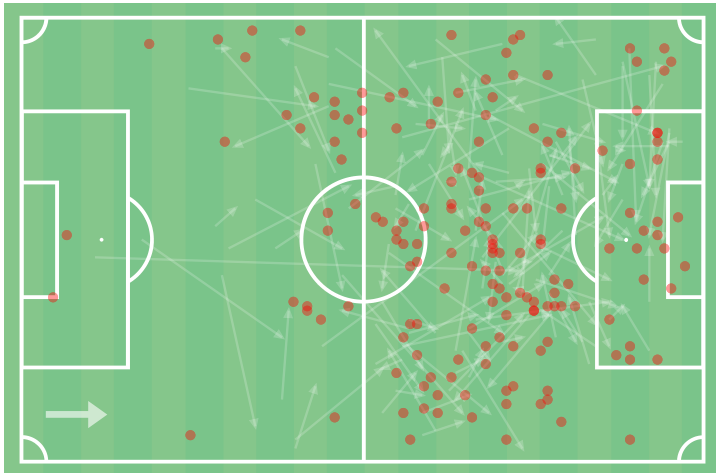


E. Håland stats compared to other field players in the last year in Bundesliga

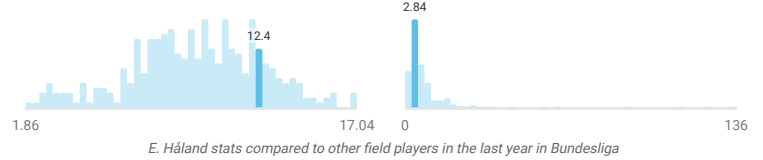
Third	Recoveries	Counterpressing	Interceptions	Sliding tackles
Own third	14	11	3	0
Central third	40	26	3	0
Final third	43	31	4	0
Total	97	68	10	0

Losses

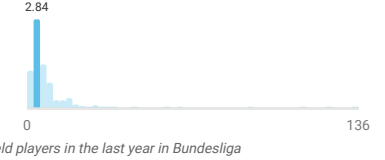
— Inaccurate pass ● Lost duel



Losses / 90



Losses index

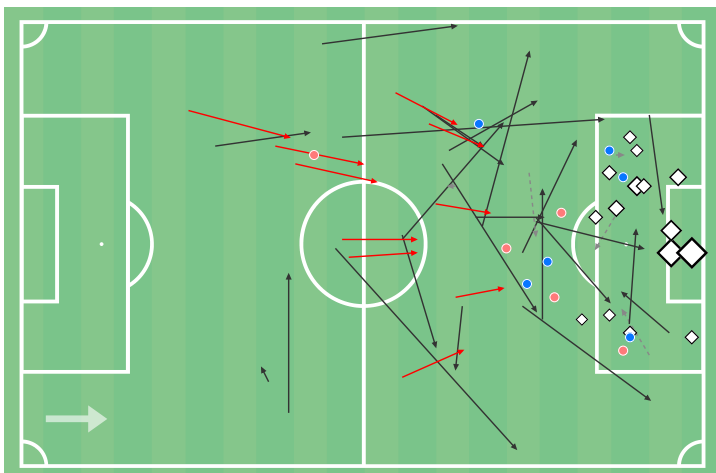


E. Håland stats compared to other field players in the last year in Bundesliga

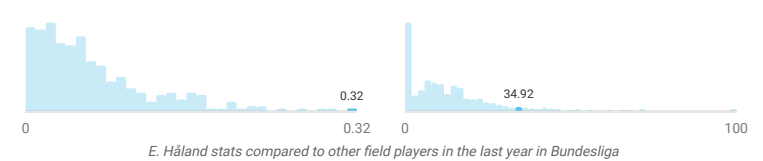
Third	Losses
Own third	15
Central third	114
Final third	176
Total	305

Actions in counterattacks

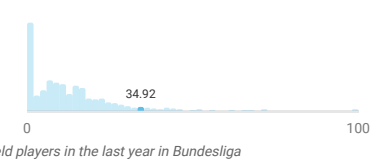
— Accurate pass - - Inaccurate pass — Acceleration ● Won dribble ● Lost dribble ◆ Shot



xGChain in counterattacks / 90



% of xGChain in counterattacks



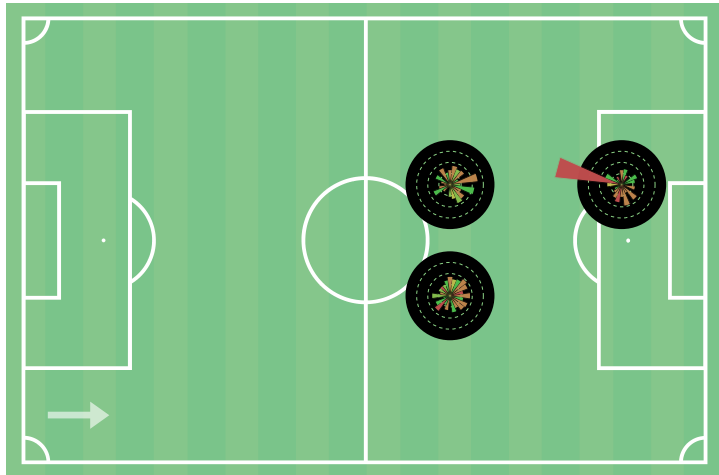
E. Håland stats compared to other field players in the last year in Bundesliga



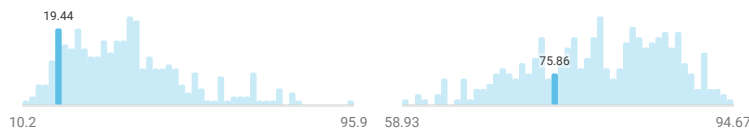
Passing in key areas

Rays show directions and average pass length for zones with more than 10% of all passes

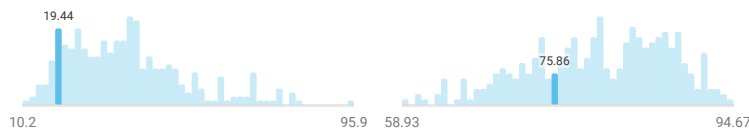
● Accuracy 0-50% ● 50-70% ● 70-80% ● 80-90% ● 90-100%



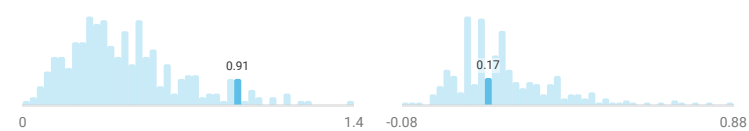
Passes / 90



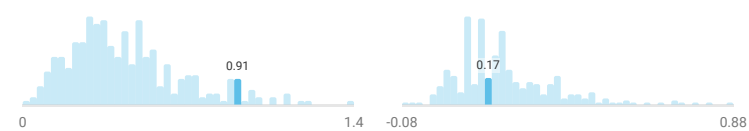
Pass accuracy, %



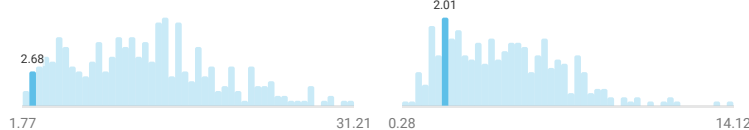
xGChain / 90



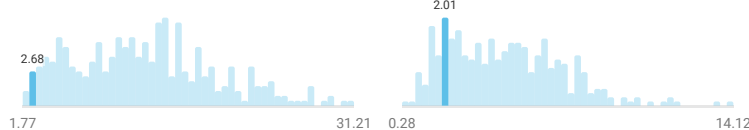
xGBuildup / 90



Forward passes / 90



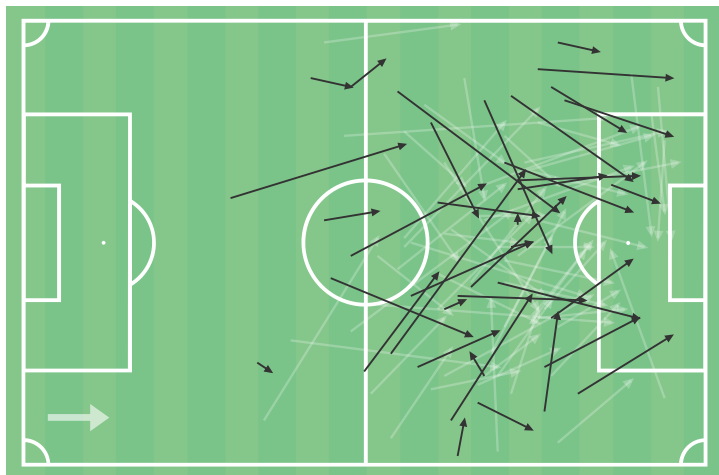
Passes to final third / 90



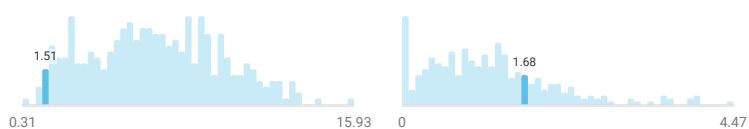
E. Håland stats compared to other field players in the last year in Bundesliga

Ball progression

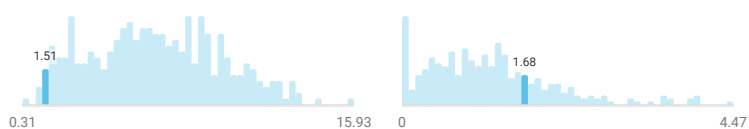
— Progressive pass — Progressive run



Progressive passes / 90



Progressive runs / 90



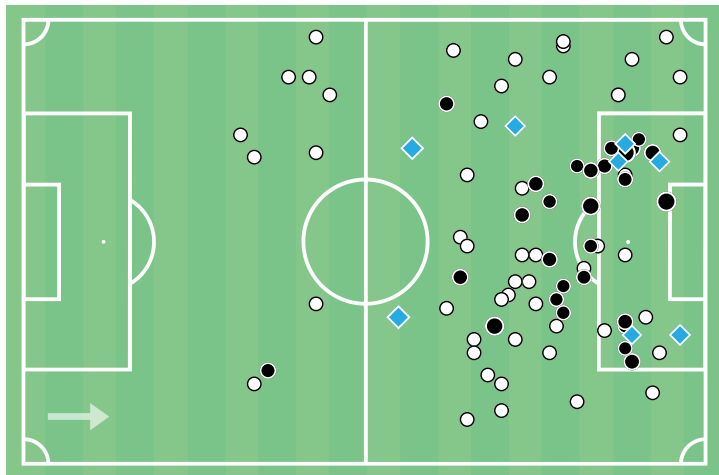
E. Håland stats compared to other field players in the last year in Bundesliga

Distance	Prog. passes / accurate
0-20m	43 / 34 79.1%
20-30m	24 / 19 79.2%
30-40m	4 / 4 100%
40m+	1 / 1 100%
Total	72 / 58 80.6%

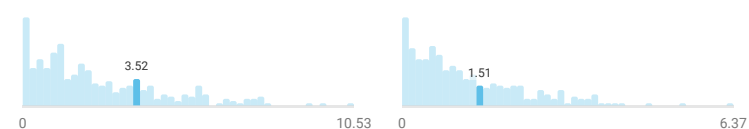
Events after prog. runs	
Loss	50%
Accurate pass	26.8%
Shot	10.7%
Goal	3.6%
Assist	3.6%

Dribbles

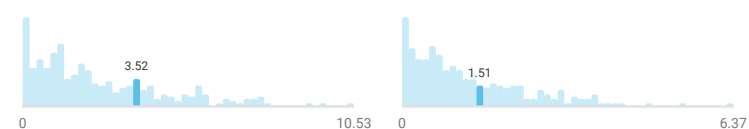
○ Kept possession ● Followed by a shot ◆ Followed by a goal



Dribbles / 90



Successful dribbles / 90



E. Håland stats compared to other field players in the last year in Bundesliga

Opponent position	Dribbles / kept possession	Shots after / on target	xG	Goals after
CB	71 / 46 64.8%	21 / 7 2.37	3	
RB	17 / 12 70.6%	5 / 3 0.65	3	
CMF	12 / 7 58.3%	1 / 0 0.11	-	
LB	11 / 9 81.8%	2 / 2 0.30	-	
DMF	7 / 4 57.1%	1 / 1 0.16	1	
Total	132 / 89 67.4%	37 / 15 4.55	8	



Match	Minutes played	Total actions / successful	Goals	Assists	Shots / on target	xG	Passes / accurate	Crosses / accurate	Dribbles / successful	Duels / won	Aerial duels / won	Yellow / Red cards
PSG - Borussia Dortmund 2:0 11.03.2020	98	42 / 12 28.6%	-	-	-	-	11 / 7 63.6%	-	-	18 / 5 27.8%	8 / 2 25%	1 / 0
Borussia M'gladbach - Borussia Dortmund 1:2 07.03.2020	96	46 / 22 47.8%	-	1	2 / 0 0%	0.33	16 / 14 87.5%	-	1 / 1 100%	22 / 8 36.4%	8 / 3 37.5%	-
Borussia Dortmund - Freiburg 1:0 29.02.2020	32	22 / 7 31.8%	-	-	1 / 0 0%	0.03	5 / 3 60%	1 / 0 0%	3 / 2 66.7%	11 / 3 27.3%	2 / 0 0%	-
Werder Bremen - Borussia Dortmund 0:2 22.02.2020	93	72 / 40 55.6%	1	-	4 / 3 75%	0.61	32 / 25 78.1%	2 / 1 50%	3 / 1 33.3%	22 / 9 40.9%	1 / 0 0%	-
Borussia Dortmund - PSG 2:1 18.02.2020	92	70 / 31 44.3%	2	-	4 / 2 50%	1.18	19 / 16 84.2%	-	5 / 1 20%	33 / 8 24.2%	3 / 0 0%	-
Borussia Dortmund - Eintracht Frankfurt 4:0 14.02.2020	80	47 / 16 34%	1	-	2 / 1 50%	0.72	18 / 9 50%	1 / 1 100%	3 / 2 66.7%	14 / 4 28.6%	1 / 0 0%	-
Bayer Leverkusen - Borussia Dortmund 4:3 08.02.2020	96	63 / 26 41.3%	-	-	2 / 1 50%	0.11	20 / 15 75%	1 / 0 0%	3 / 0 0%	28 / 10 35.7%	6 / 4 66.7%	-
Werder Bremen - Borussia Dortmund 3:2 04.02.2020	51	32 / 20 62.5%	1	-	3 / 2 66.7%	1.17	9 / 9 100%	-	1 / 1 100%	12 / 8 66.7%	3 / 2 66.7%	-
Borussia Dortmund - Union Berlin 5:0 01.02.2020	77	52 / 22 42.3%	2	-	2 / 2 100%	0.78	15 / 15 100%	-	2 / 1 50%	19 / 4 21.1%	3 / 0 0%	-
Borussia Dortmund - Köln 5:1 24.01.2020	26	15 / 10 66.7%	2	-	3 / 2 66.7%	0.93	4 / 3 75%	-	3 / 2 66.7%	7 / 5 71.4%	-	-
Augsburg - Borussia Dortmund 3:5 18.01.2020	37	19 / 9 47.4%	3	-	3 / 3 100%	0.77	6 / 4 66.7%	-	3 / 0 0%	8 / 2 25%	-	-
Borussia Dortmund - Mainz 05 0:2 11.01.2020	45	24 / 9 37.5%	-	-	2 / 1 50%	0.90	5 / 2 40%	-	1 / 0 0%	10 / 5 50%	2 / 0 0%	-
Salzburg - Liverpool 0:2 10.12.2019	76	40 / 16 40%	-	-	3 / 1 33.3%	0.44	16 / 11 68.8%	3 / 1 33.3%	1 / 1 100%	8 / 3 37.5%	-	-
Salzburg - WSG Swarovski Tirol 5:1 07.12.2019	66	36 / 12 33.3%	1	-	4 / 2 50%	1.36	11 / 6 54.5%	1 / 0 0%	1 / 0 0%	13 / 4 30.8%	2 / 0 0%	-
Admira - Salzburg 1:1 01.12.2019	50	30 / 15 50%	-	-	-	-	11 / 8 72.7%	-	1 / 0 0%	14 / 6 42.9%	3 / 2 66.7%	-
Genk - Salzburg 1:4 27.11.2019	31	19 / 9 47.4%	1	1	2 / 1 50%	0.62	9 / 5 55.6%	2 / 1 50%	1 / 0 0%	3 / 2 66.7%	-	-
Wolfsberger AC - Salzburg 0:3 10.11.2019	93	71 / 32 45.1%	3	-	7 / 5 71.4%	2.32	29 / 19 65.5%	2 / 1 50%	6 / 3 50%	18 / 6 33.3%	4 / 2 50%	-
Napoli - Salzburg 1:1 05.11.2019	77	57 / 20 35.1%	1	-	1 / 1 100%	0.76	23 / 15 65.2%	-	3 / 0 0%	19 / 4 21.1%	4 / 1 25%	-
Mattersburg - Salzburg 0:3 02.11.2019	49	28 / 13 46.4%	-	-	1 / 0 0%	0.09	11 / 5 45.5%	1 / 0 0%	1 / 1 100%	10 / 6 60%	2 / 1 50%	-
Ebreichsdorf - Salzburg 0:5 30.10.2019	24	22 / 15 68.2%	1	-	5 / 1 20%	1.53	11 / 8 72.7%	-	2 / 2 100%	5 / 5 100%	-	-
Salzburg - Rapid Wien 3:2 27.10.2019	76	70 / 28 40%	1	-	4 / 2 50%	0.49	19 / 12 63.2%	-	5 / 2 40%	35 / 14 40%	2 / 1 50%	1 / 0
Salzburg - Napoli 2:3 23.10.2019	98	50 / 21 42%	2	-	6 / 4 66.7%	1.81	15 / 9 60%	2 / 0 0%	4 / 3 75%	17 / 8 47.1%	1 / 1 100%	1 / 0
Sturm Graz - Salzburg 1:1 19.10.2019	61	32 / 16 50%	-	-	1 / 0 0%	0.20	18 / 13 72.2%	-	1 / 0 0%	8 / 3 37.5%	1 / 1 100%	-
Liverpool - Salzburg 4:3 02.10.2019	38	14 / 7 50%	1	-	1 / 1 100%	0.74	5 / 4 80%	-	3 / 1 33.3%	4 / 1 25%	1 / 0 0%	-
LASK Linz - Salzburg 2:2 22.09.2019	37	18 / 7 38.9%	-	-	2 / 1 50%	0.16	4 / 3 75%	-	1 / 1 100%	10 / 3 30%	4 / 1 25%	-
Salzburg - Genk 6:2 17.09.2019	77	64 / 24 37.5%	3	-	3 / 3 100%	1.06	17 / 12 70.6%	-	1 / 0 0%	22 / 5 22.7%	7 / 3 42.9%	-
Salzburg - Hartberg 7:2 14.09.2019	95	56 / 26 46.4%	3	2	7 / 5 71.4%	1.36	14 / 9 64.3%	1 / 1 100%	5 / 3 60%	20 / 9 45%	1 / 0 0%	-
Sweden - Norway 1:1 08.09.2019	17	12 / 5 41.7%	-	-	-	-	4 / 2 50%	-	-	6 / 3 50%	-	-
Norway - Malta 2:0 05.09.2019	69	39 / 12 30.8%	-	-	1 / 0 0%	0.19	8 / 4 50%	2 / 0 0%	2 / 2 100%	13 / 7 53.8%	4 / 3 75%	-
WSG Swarovski Tirol - Salzburg 1:5 31.08.2019	70	34 / 14 41.2%	1	-	3 / 1 33.3%	0.33	11 / 7 63.6%	1 / 0 0%	4 / 3 75%	12 / 6 50%	-	-
Salzburg - Admira 5:0 25.08.2019	93	38 / 18 47.4%	1	-	4 / 2 50%	0.43	12 / 9 75%	1 / 1 100%	4 / 3 75%	16 / 6 37.5%	-	-
St. Pölten - Salzburg 0:6 17.08.2019	65	40 / 15 37.5%	2	1	4 / 2 50%	0.61	8 / 7 87.5%	-	3 / 0 0%	19 / 5 26.3%	5 / 1 20%	-
Salzburg - Wolfsberger AC 5:2 10.08.2019	97	91 / 47 51.6%	3	-	5 / 4 80%	1.68	32 / 22 68.8%	2 / 0 0%	9 / 5 55.6%	42 / 17 40.5%	7 / 4 57.1%	1 / 0
Salzburg - Real Madrid 0:1 07.08.2019	46	38 / 13 34.2%	-	-	2 / 0 0%	0.07	12 / 8 66.7%	-	2 / 0 0%	12 / 3 25%	2 / 1 50%	-
Salzburg - Mattersburg 4:1 04.08.2019	95	66 / 28 42.4%	1	-	8 / 1 12.5%	1.39	26 / 18 69.2%	4 / 0 0%	5 / 4 80%	20 / 8 40%	2 / 1 50%	1 / 0
Salzburg - Chelsea 3:5 31.07.2019	46	47 / 16 34%	-	-	1 / 0 0%	0.07	10 / 4 40%	1 / 0 0%	5 / 3 60%	21 / 11 52.4%	3 / 0 0%	-
Rapid Wien - Salzburg 0:2 26.07.2019	84	70 / 28 40%	-	1	2 / 0 0%	0.15	22 / 14 63.6%	-	7 / 2 28.6%	37 / 13 35.1%	3 / 1 33.3%	-
Salzburg - Feyenoord 3:1 12.07.2019	91	73 / 31 42.5%	1	2	3 / 1 33.3%	0.19	24 / 20 83.3%	4 / 2 50%	7 / 2 28.6%	24 / 9 37.5%	1 / 0 0%	-
Salzburg - Arsenal Tula 1:1 06.07.2019	61	42 / 22 52.4%	1	-	5 / 3 60%	0.92	14 / 10 71.4%	1 / 0 0%	3 / 3 100%	15 / 7 46.7%	3 / 1 33.3%	-
Salzburg - CSKA Sofia 0:1 03.07.2019	32	22 / 7 31.8%	-	-	1 / 1 100%	0.06	7 / 5 71.4%	1 / 0 0%	1 / 0 0%	6 / 1 16.7%	1 / 0 0%	-
Norway U20 - Honduras U20 12:0 30.05.2019	98	73 / 33 45.2%	9	-	13 / 10 76.9%	3.85	17 / 13 76.5%	1 / 0 0%	8 / 5 62.5%	26 / 9 34.6%	1 / 0 0%	-
Norway U20 - New Zealand U20 0:2 27.05.2019	94	65 / 22 33.8%	-	-	1 / 0 0%	0.17	15 / 11 73.3%	2 / 0 0%	4 / 1 25%	23 / 9 39.1%	4 / 0 0%	-
Uruguay U20 - Norway U20 3:1 24.05.2019	97	45 / 18 40%	-	-	3 / 1 33.3%	0.16	18 / 12 66.7%	-	2 / 0 0%	16 / 4 25%	5 / 1 20%	-
Salzburg - LASK Linz 2:1 12.05.2019	69	50 / 21 42%	1	-	2 / 2 100%	0.32	17 / 12 70.6%	-	2 / 1 50%	18 / 6 33.3%	5 / 2 40%	-
Grazer AK - Salzburg 0:6 03.04.2019	47	27 / 15 55.6%	-	-	2 / 1 50%	0.09	16 / 11 68.8%	1 / 0 0%	1 / 0 0%	5 / 3 60%	2 / 2 100%	-
Salzburg - Napoli 3:1 14.03.2019	9	2 / 2 100%	-	-	-	-	-	-	-	2 / 2 100%	1 / 1 100%	-
Rapid Wien - Salzburg 2:0 24.02.2019	17	8 / 6 75%	-	-	-	-	3 / 3 100%	-	-	4 / 3 75%	1 / 1 100%	-
Wiener Neustadt - Salzburg 1:2 17.02.2019	24	14 / 9 64.3%	-	-	-	-	4 / 3 75%	1 / 0 0%	2 / 2 100%	7 / 6 85.7%	2 / 2 100%	-
Start - Molde 1:3 29.10.2018	40	18 / 8 44.4%	-	-	1 / 1 100%	0.19	8 / 6 75%	-	1 / 0 0%	5 / 1 20%	-	-
Molde - Sarpsborg 08 2:2 20.10.2018	97	53 / 19 35.8%	1	-	7 / 3 42.9%	1.43	21 / 12 57.1%	1 / 0 0%	1 / 1 100%	16 / 4 25%	4 / 0 0%	-

XG (EXPECTED GOALS)

A metric that assigns to every shot a probability (based on historical stats) of how likely it is to score from the position, type of assist, preceding events etc. A modern metric that allows to study the results of the matches with more stress on predictability of moments creation and less on pure luck.

XA (EXPECTED ASSISTS)

xA value for a pass is a value of expected goals (xG) or the shot that this pass led to.

ATTACK CONTRIBUTION (XGCHAIN)

A metric that assigns the xG value of a shot to every player that made any action in the attack that led to the shot. A general-purpose metric for attacking contribution.

BUILD UP (XGBUILDUP)

xGChain not counting the xG value of the actual shot and the xA value of the shot assist. This metric is most useful to evaluate player contribution in deeper-lying playmaking or buildup play.

CROSS

A ball played from a flank of the pitch aimed to find a teammate in the area in front of the goal.

TOUCH IN PENALTY AREA

Any action that happens in the opponent penalty area.

FORWARD / BACK / LATERAL PASS

Passes are quantified in quadrants of 45°. The passes to the side of the field with the length more than 12 meters are considered lateral.

LONG PASS

A targeted or untargeted pass, longer than 45 meters for a ground pass or typically longer than 25 meters for high pass.

THROUGH PASS

Direct pass in the empty space behind the defensive line or between two or more defenders, trying to put the attacking player alone against the goalkeeper.

KEY PASS

An important intended pass that creates a clear opportunity for scoring a goal, which is then missed by the assisted player. The key pass means the player who made it is the main creator of the clear goal situation.

SECOND / THIRD ASSIST

A second assist is a pass that immediately leads to an assist. A third assist is a pass that leads to a second assist. Not every assist is guaranteed to have second/third assists to it.

PROGRESSIVE RUN

A run is considered progressive if the distance before the starting point and the last touch of the player is:

- 30 meters, if starting and finishing points there are in own half
- 15 meters, if starting and finishing points there are in other halves
- 10 meters, if starting and finishing points there are in opponent half

PROGRESSIVE PASS

A pass that moves the ball considerably forward. The minimal requirement for a progressive path progression towards opponent goal is:

- 30 meters, if starting and finishing points there are in own half
- 15 meters, if starting and finishing points there are in other halves
- 10 meters, if starting and finishing points there are in opponent half

DEEP COMPLETION

A pass (excluding crosses) that was received in a 20-meter radius from the opponent goal line.

CARRY

A continuous ball control by one player.

OFF THE BALL MOVEMENT

A significant movement without the ball in an empty space.

DEFENSIVE DUEL

A duel that happened when opponent team was in the possession of the ball.

OFFENSIVE DUEL

A duel that happened when the player was in the possession of the ball.

DRIBBLE

An attempt to dribble past the opposite player. The player that has the possession of the ball is using his technique, vision, feints and false moves to pass the opposite player or to find a free zone for the next action.

LOSS

Any action that ends a possession of the current team.

DANGEROUS LOSS

A loss on own half that leads to a shot by the opponent within 20 seconds.

RECOVERY

Any action that ends a possession of the opposition team (the last action of this possession is a loss) and starts a possession for current team.

QUICK RECOVERY

A recovery made when the opponent made three or less passes in their previous possession.

TRANSITION

Active change in the possession of the ball. Depending on what third of field it took place in, it's divided into Low, Medium and High.

ATTACK

A possession that includes at least one action in opponent's final third.

POSITIONAL ATTACK

Any open play (i.e., not from a set piece) attack that is not considered a counterattack.

COUNTERATTACK

An attack that includes a quick transition, attempting to get advantage of the opponent being out of positions.

ZONE 14

A piece of final third in front of penalty area. This area is most favourable to produce dangerous attacks.