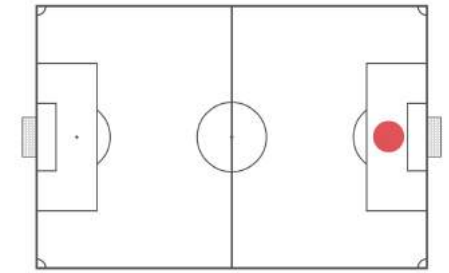


G. HIGUAÍN



| | |
|------------------|-----------------|
| Last name | Higuaín |
| First name | Gonzalo Gerardo |
| Birth date | 10/12/1987 |
| Birth country | France |
| Passport country | Argentina |
| Foot | Right |
| Height/Weight | 184 cm / 82 kg |



Striker

RECENT CAREER

CURRENTLY ACTIVE COMPETITIONS

| AREA | COMPETITION | TEAM | SEASON | MINUTES PLAYED | APPEARANCES | FROM MATCH START | YELLOW CARDS | RED CARDS | GOALS |
|--------|-----------------------|-------------|-----------|----------------|-------------|------------------|--------------|-----------|-------|
| Italy | Serie A | Juventus FC | 2017/2018 | 2818 | 35 | 32 | 4 | 0 | 16 |
| Italy | Coppa Italia | Juventus FC | 2017/2018 | 139 | 4 | 1 | 0 | 0 | 2 |
| Europe | UEFA Champions League | Juventus FC | 2017/2018 | 835 | 10 | 9 | 1 | 0 | 5 |

LAST APPEARANCES IN NATIONAL TEAM

| DATE | Competition | MATCH | SCORE | MINUTES PLAYED | YELLOW CARDS | RED CARDS | GOALS |
|------------|-----------------------------|--------------------|-------|----------------|--------------|-----------|-------|
| 27/03/2018 | Friendlies (Regular Season) | Spain - ARGENTINA | 6 - 1 | 59 | 0 | 0 | |
| 23/03/2018 | Friendlies (Regular Season) | ARGENTINA - Italy | 2 - 0 | 90 | 0 | 0 | |
| 09/06/2017 | Friendlies () | Brazil - ARGENTINA | 0 - 1 | 46 | 0 | 0 | 0 |

LAST APPEARANCES IN INTERNATIONAL COMPETITION

| DATE | Competition | MATCH | SCORE | MINUTES PLAYED | YELLOW CARDS | RED CARDS | GOALS |
|------------|--|------------------------------|-------|----------------|--------------|-----------|-------|
| 11/04/2018 | UEFA Champions League (Quarter-finals) | Real Madrid - JUVENTUS | 1 - 3 | 95 | 0 | 0 | 0 |
| 03/04/2018 | UEFA Champions League (Quarter-finals) | JUVENTUS - Real Madrid | 0 - 3 | 90 | 0 | 0 | |
| 07/03/2018 | UEFA Champions League (8th Finals) | Tottenham Hotspur - JUVENTUS | 1 - 2 | 83 | 0 | 0 | 1 |

TRANSFER

| DATE | FROM | TO | TYPE | PRICE |
|------------|-------------|-------------|----------|----------------|
| 26/07/2016 | SSC Napoli | Juventus FC | Transfer | 90,000,000 EUR |
| 24/07/2013 | Real Madrid | Napoli | Transfer | 37,000,000 EUR |
| 01/01/2007 | River Plate | Real Madrid | Transfer | 12,000,000 EUR |

CAREER SUMMARY

| AREA | COMPETITION | MINUTES PLAYED | APPEARANCES | FROM MATCH START | YELLOW CARDS | RED CARDS | GOALS |
|---------------|--------------------------------|----------------|-------------|------------------|--------------|-----------|-------|
| Spain | Primera División | 11935 | 190 | 132 | 22 | 1 | 107 |
| Italy | Serie A | 13968 | 177 | 158 | 18 | 1 | 111 |
| Europe | UEFA Champions League | 5053 | 77 | 58 | 8 | 0 | 23 |
| Argentina | Superliga | 0 | 31 | 31 | 3 | 0 | 13 |
| Europe | UEFA Europa League | 1393 | 23 | 16 | 0 | 0 | 10 |
| South America | WC Qualification South America | 1631 | 22 | 20 | 4 | 1 | 11 |
| Italy | Coppa Italia | 1214 | 19 | 13 | 2 | 0 | 8 |
| South America | Copa America | 789 | 13 | 9 | 0 | 0 | 7 |
| Spain | Copa del Rey | 713 | 13 | 8 | 1 | 0 | 2 |
| World | World Cup | 913 | 11 | 10 | 0 | 0 | 5 |
| Spain | Super Cup | 159 | 5 | 1 | 0 | 0 | 2 |
| Italy | Super Cup | 330 | 3 | 3 | 2 | 0 | 2 |
| World | International Champions Cup | 151 | 3 | 2 | 0 | 0 | 1 |

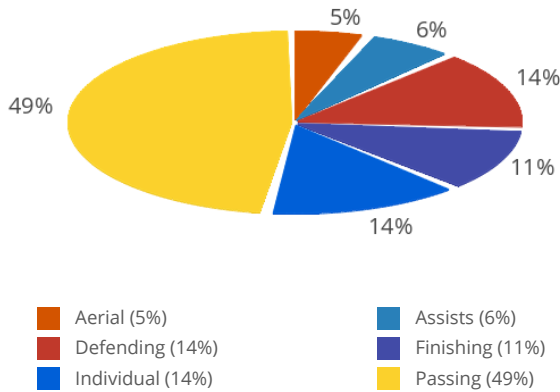
FULL CAREER

| AREA | COMPETITION | TEAM | SEASON | MINUTES PLAYED | APPEARANCES | FROM MATCH START | YELLOW CARDS | RED CARDS | GOALS |
|---------------|--------------------------------|----------------------------|-------------|----------------|-------------|------------------|--------------|-----------|-------|
| Italy | Serie A | Juventus FC | 2017/2018 | 2818 | 35 | 32 | 4 | 0 | 16 |
| Italy | Super Cup | Juventus FC | 2017/2018 | 90 | 1 | 1 | 0 | 0 | 0 |
| Italy | Coppa Italia | Juventus FC | 2017/2018 | 139 | 4 | 1 | 0 | 0 | 2 |
| World | International Champions Cup | Juventus FC | 2017 | 151 | 3 | 2 | 0 | 0 | 1 |
| Europe | UEFA Champions League | Juventus FC | 2017/2018 | 835 | 10 | 9 | 1 | 0 | 5 |
| Italy | Super Cup | Juventus FC | 2016/2017 | 120 | 1 | 1 | 1 | 0 | 0 |
| Italy | Serie A | Juventus FC | 2016/2017 | 2968 | 38 | 32 | 1 | 0 | 24 |
| Italy | Coppa Italia | Juventus FC | 2016/2017 | 360 | 4 | 4 | 0 | 0 | 3 |
| Europe | UEFA Champions League | Juventus FC | 2016/2017 | 1039 | 12 | 12 | 1 | 0 | 5 |
| South America | Copa America | Argentina | 2016 USA | 430 | 6 | 6 | 0 | 0 | 4 |
| South America | WC Qualification South America | Argentina | 2018 Russia | 623 | 9 | 7 | 2 | 0 | 1 |
| Italy | Serie A | SSC Napoli | 2015/2016 | 2978 | 35 | 35 | 2 | 1 | 36 |
| Italy | Coppa Italia | SSC Napoli | 2015/2016 | 90 | 2 | 1 | 1 | 0 | 0 |
| Europe | UEFA Europa League | SSC Napoli | 2015/2016 | 224 | 5 | 2 | 0 | 0 | 2 |
| South America | Copa America | Argentina | 2015 Chile | 141 | 4 | 1 | 0 | 0 | 2 |
| Italy | Super Cup | SSC Napoli | 2014/2015 | 120 | 1 | 1 | 1 | 0 | 2 |
| Italy | Serie A | SSC Napoli | 2014/2015 | 2783 | 37 | 31 | 5 | 0 | 18 |
| Italy | Coppa Italia | SSC Napoli | 2014/2015 | 279 | 4 | 3 | 0 | 0 | 1 |
| Europe | UEFA Champions League | SSC Napoli | 2014/2015 | 180 | 2 | 2 | 1 | 0 | 1 |
| Europe | UEFA Europa League | SSC Napoli | 2014/2015 | 833 | 14 | 10 | 0 | 0 | 7 |
| World | World Cup | Argentina | 2014 Brazil | 572 | 7 | 6 | 0 | 0 | 1 |
| Italy | Serie A | SSC Napoli | 2013/2014 | 2421 | 32 | 28 | 6 | 0 | 17 |
| Italy | Coppa Italia | SSC Napoli | 2013/2014 | 346 | 5 | 4 | 1 | 0 | 2 |
| Europe | UEFA Champions League | SSC Napoli | 2013/2014 | 406 | 5 | 5 | 1 | 0 | 4 |
| Europe | UEFA Europa League | SSC Napoli | 2013/2014 | 336 | 4 | 4 | 0 | 0 | 1 |
| Spain | Copa del Rey | Real Madrid Club de Fútbol | 2012/2013 | 173 | 5 | 1 | 0 | 0 | 0 |
| Spain | Super Cup | Real Madrid Club de Fútbol | 2012/2013 | 111 | 2 | 1 | 0 | 0 | 1 |

| | | | | MINUTES PLAYED | APPEARANCES | FROM MATCH START | YELLOW CARDS | RED CARDS | GOALS |
|---------------|--------------------------------|----------------------------|-------------------|-------------------|-------------|---------------------|--------------|-----------|-------|
| Spain | Primera División | Real Madrid Club de Fútbol | 2012/2013 | 1737 | 28 | 19 | 4 | 1 | 16 |
| Europe | UEFA Champions League | Real Madrid Club de Fútbol | 2012/2013 | 479 | 9 | 6 | 1 | 0 | 1 |
| South America | WC Qualification South America | Argentina | 2014 Brazil | 860 | 11 | 11 | 2 | 1 | 9 |
| Spain | Copa del Rey | Real Madrid Club de Fútbol | 2011/2012 | 376 | 5 | 5 | 1 | 0 | 1 |
| Spain | Primera División | Real Madrid Club de Fútbol | 2011/2012 | 1709 | 35 | 18 | 4 | 0 | 22 |
| Spain | Super Cup | Real Madrid Club de Fútbol | 2011/2012 | 35 | 2 | 0 | 0 | 0 | 0 |
| South America | Copa America | Argentina | 2011 Argentina | 218 | 3 | 2 | 0 | 0 | 1 |
| Europe | UEFA Champions League | Real Madrid Club de Fútbol | 2011/2012 | 526 | 12 | 5 | 2 | 0 | 3 |
| Spain | Primera División | Real Madrid Club de Fútbol | 2010/2011 | 1315 | 17 | 16 | 1 | 0 | 10 |
| Spain | Copa del Rey | Real Madrid Club de Fútbol | 2010/2011 | 74 | 2 | 1 | 0 | 0 | 1 |
| Europe | UEFA Champions League | Real Madrid Club de Fútbol | 2010/2011 | 408 | 6 | 5 | 0 | 0 | 2 |
| World | World Cup | Argentina | 2010 South Africa | 341 | 4 | 4 | 0 | 0 | 4 |
| Spain | Primera División | Real Madrid Club de Fútbol | 2009/2010 | 2392 | 32 | 28 | 3 | 0 | 27 |
| Spain | Copa del Rey | Real Madrid Club de Fútbol | 2009/2010 | 90 | 1 | 1 | 0 | 0 | 0 |
| Europe | UEFA Champions League | Real Madrid Club de Fútbol | 2009/2010 | 470 | 7 | 6 | 1 | 0 | 2 |
| Spain | Primera División | Real Madrid Club de Fútbol | 2008/2009 | 2656 | 34 | 31 | 5 | 0 | 22 |
| Spain | Super Cup | Real Madrid Club de Fútbol | 2008/2009 | 13 | 1 | 0 | 0 | 0 | 1 |
| Europe | UEFA Champions League | Real Madrid Club de Fútbol | 2008/2009 | 459 | 7 | 5 | 0 | 0 | 0 |
| South America | WC Qualification South America | Argentina | 2010 South Africa | 148 | 2 | 2 | 0 | 0 | 1 |
| Spain | Primera División | Real Madrid Club de Fútbol | 2007/2008 | 862 | 25 | 7 | 3 | 0 | 8 |
| Europe | UEFA Champions League | Real Madrid Club de Fútbol | 2007/2008 | 152 | 5 | 1 | 0 | 0 | 0 |
| Spain | Primera División | Real Madrid Club de Fútbol | 2006/2007 | 1264 | 19 | 13 | 2 | 0 | 2 |
| Argentina | Superliga | CA River Plate | 2006/2007 | 0 | 17 | 17 | 2 | 0 | 8 |
| Europe | UEFA Champions League | Real Madrid Club de Fútbol | 2006/2007 | 99 | 2 | 2 | 0 | 0 | 0 |


STATISTICAL SUMMARY

EVENTS DISTRIBUTION FOR TYPE




FREE KICKS

FREE KICK SHOT



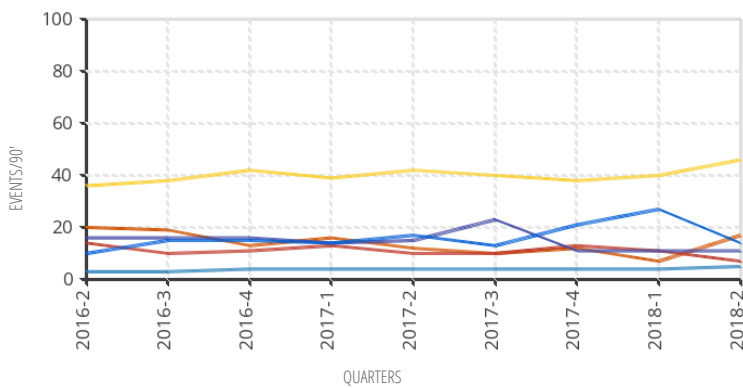
PENALTY



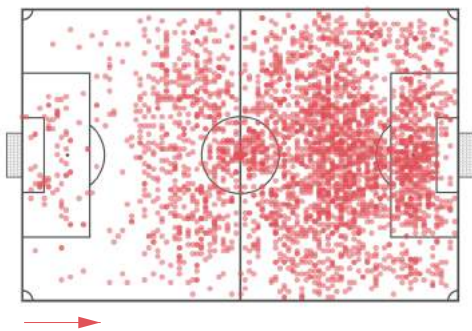
CORNERS



Player percentage contribution to the team considering free kicks, penalties and corners.



TERRITORIAL COVERAGE



FINISHING

| | EVENTS/90' | ON TARGET | OTHER | GOALS |
|-------------|------------|-----------|-------|-------|
| Opportunity | 2.6 | 56.6% | 43.4% | 20.1% |
| Head shots | 0.3 | 46.4% | 53.6% | 10.7% |
| Shots | 2.9 | 47.4% | 52.6% | 17.7% |

PLAYMAKING

| | EVENTS/90' | ACCURATE | ASSIST | KEY PASS |
|-------------|------------|----------|--------|----------|
| Simple pass | 18.1 | 87.6% | 0.3% | 0.7% |
| Smart pass | 1.1 | 43% | 2.5% | 7.4% |
| Long pass | 0.8 | 95.1% | 0% | 2.5% |

ASSISTANCE

| | EVENTS/90' | ACCURATE | ASSIST | KEY PASS |
|----------|------------|----------|--------|----------|
| Crosses | 0.8 | 26.2% | 1.2% | 0% |
| Key pass | 0.5 | 93.8% | 20.8% | - |

INDIVIDUAL

| | EVENTS/90' | WON | NEUT. | LOST |
|--------------------------|------------|-------|-------|-------|
| 1 vs 1 Dribbling | 3.2 | 69.1% | 6.2% | 24.7% |
| On the ball acceleration | 0 | - | - | - |

AERIAL

| | EVENTS/90' | WON | NEUT. | LOST |
|--------------|------------|-------|-------|------|
| Aerial duels | 1.5 | 31.4% | 12.6% | 56% |

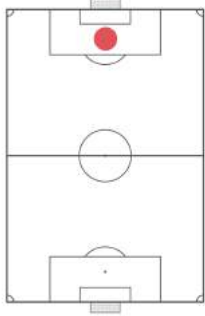
DEFENSIVE

| | EVENTS/90' | WON | NEUT. | LOST |
|------------------|------------|------|-------|-------|
| 1 vs 1 defending | 0.6 | 9.7% | 9.7% | 80.6% |
| Defensive duels | 2.4 | 15% | 31.6% | 53.4% |

MAIN ROLES

Striker

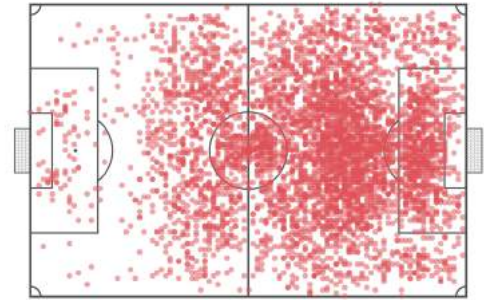
MOST USED SCHEME



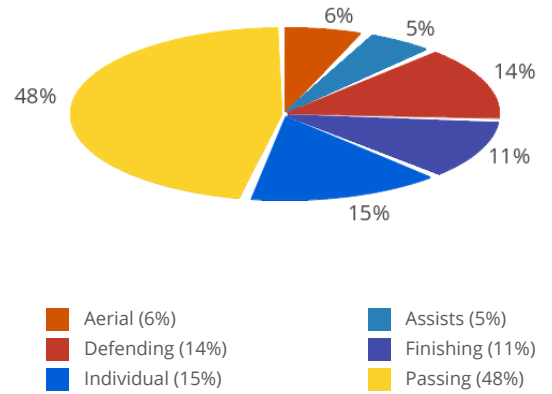
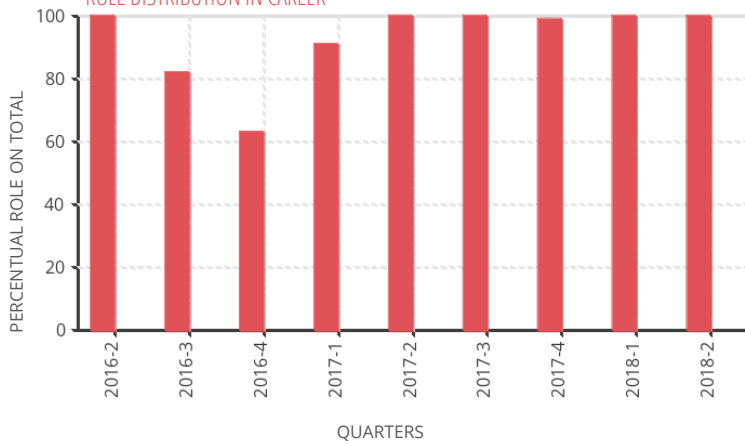
SCHEME

| | |
|---------|--------|
| 4-2-3-1 | 27.47% |
| 4-4-2 | 21.24% |
| 4-3-3 | 14.65% |
| Altri | 36.64% |

TERRITORIAL COVERAGE



ROLE DISTRIBUTION IN CAREER

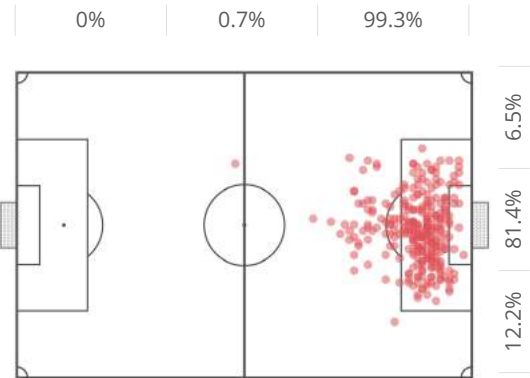


FINISHING

OPPORTUNITY

PITCH DISTRIBUTION

EVENTS NUMBER: 279 - EVENTS/90': 2.64



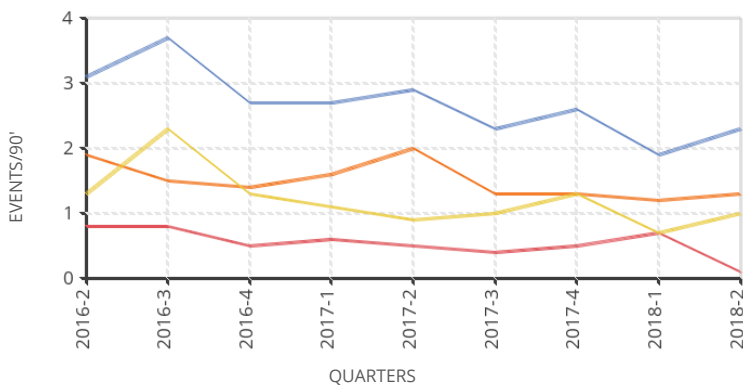
RESULT

| | |
|-----------|-------|
| On target | 56.6% |
| - Goals | 20.1% |
| Other | 43.4% |

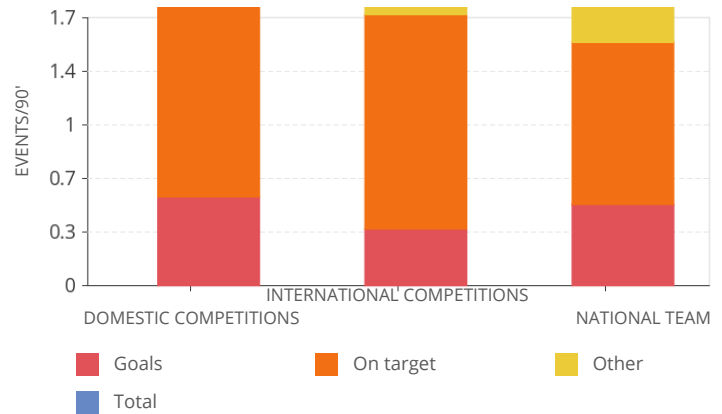
POSITION

| | TOTAL | ON TARGET | OTHER | GOALS |
|--------------|------------|--------------|--------------|--------------|
| In the box | 238 | 57.6% | 42.4% | 22.7% |
| Out of box | 39 | 53.8% | 46.2% | 5.1% |
| Free kick | 2 | 0% | 100% | 0% |
| Total | 279 | 56.6% | 43.4% | 20.1% |

CAREER DISTRIBUTION



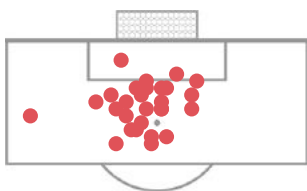
COMPETITION DISTRIBUTION



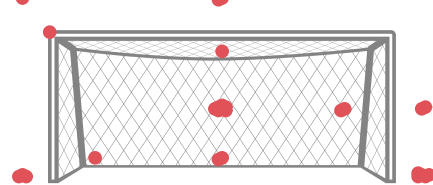
HEAD SHOTS

EVENTS NUMBER: 28 - EVENTS/90': 0.27

AREA DISTRIBUTION



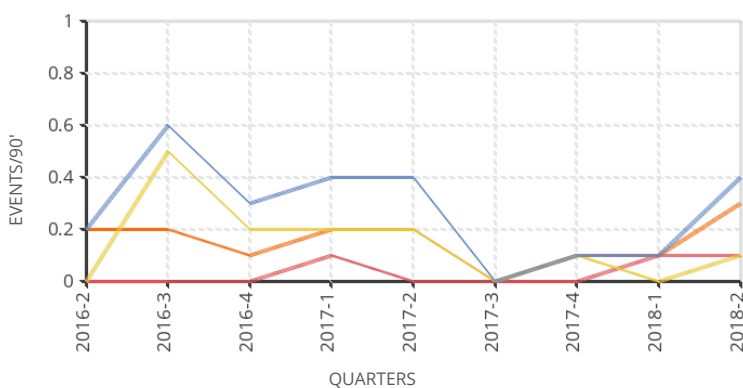
ON TARGET



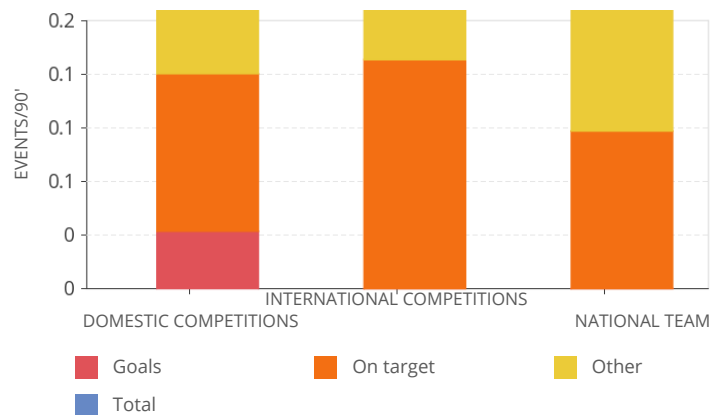
TYPE

| | |
|-----------|--------|
| On target | 46.43% |
| - Goals | 10.71% |
| Other | 53.57% |

CAREER DISTRIBUTION



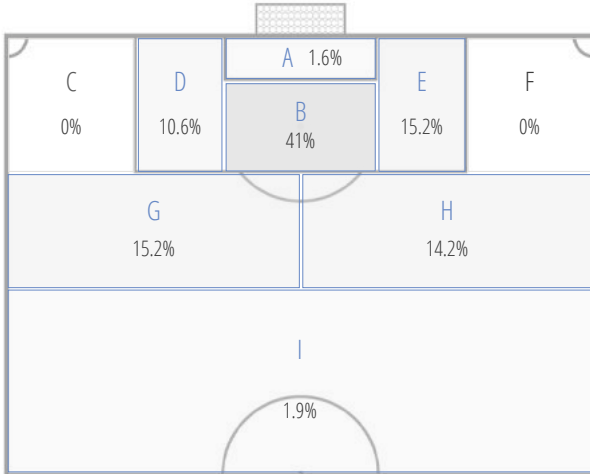
COMPETITION DISTRIBUTION



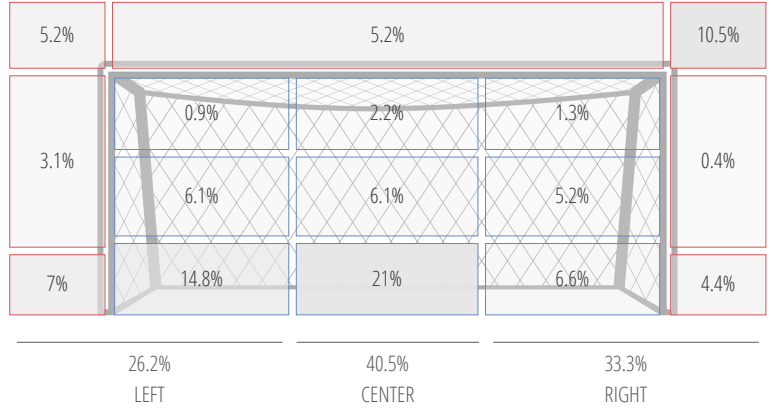
SHOTS

EVENTS NUMBER: 310 - EVENTS/90': 2.94

PITCH DISTRIBUTION



ON TARGET DISTRIBUTION



ZONE DISTRIBUTION

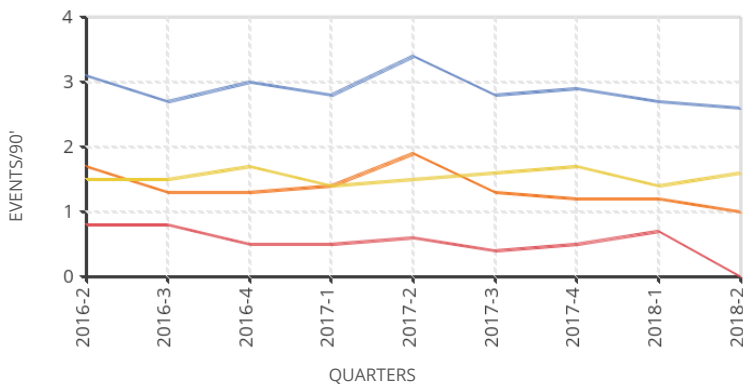
| Pitch zone | TOTAL | GOALS * | ON TARGET * | OTHER * | PREF. AREA |
|------------|-------|---------|-------------|---------|------------|
| A | 5 | 1-2 | 1-4 | 0-0 | CENTER |
| B | 127 | 5-28 | 14-59 | 16-38 | CENTER |
| C | 0 | 0-0 | 0-0 | 0-0 | - |
| D | 33 | 5-1 | 8-5 | 11-9 | LEFT |
| E | 47 | 1-8 | 2-23 | 3-19 | CENTER |
| F | 0 | 0-0 | 0-0 | 0-0 | - |
| G | 47 | 1-1 | 9-9 | 11-18 | CENTER |
| H | 44 | 0-2 | 1-10 | 5-28 | RIGHT |
| I | 6 | 0-0 | 0-1 | 1-4 | CENTER |

TARGET ZONE

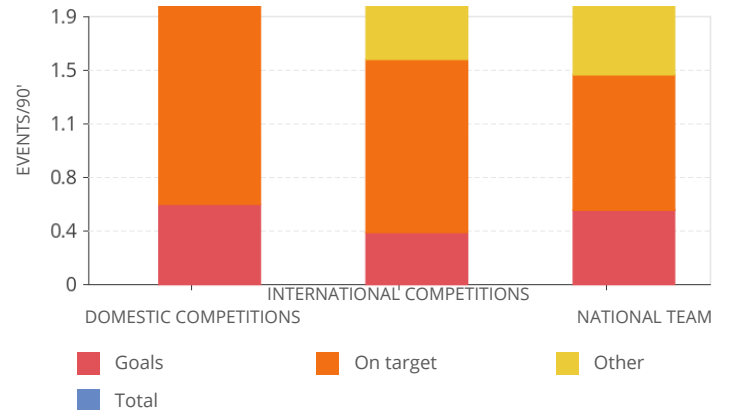
| TO LEFT * | CENTER * | TO RIGHT * |
|-----------|----------|------------|
| 0-1 | 1-2 | 0-1 |
| 11-21 | 13-49 | 5-27 |
| 0-0 | 0-0 | 0-0 |
| 7-5 | 7-3 | 5-6 |
| 3-9 | 2-16 | 0-17 |
| 0-0 | 0-0 | 0-0 |
| 6-3 | 11-9 | 3-15 |
| 2-9 | 1-12 | 3-17 |
| 0-1 | 1-2 | 0-2 |

(*) Foot: Left/Right

CAREER DISTRIBUTION



COMPETITION DISTRIBUTION

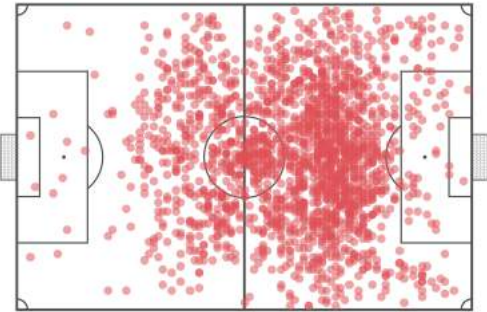


PLAYMAKING

SIMPLE PASS

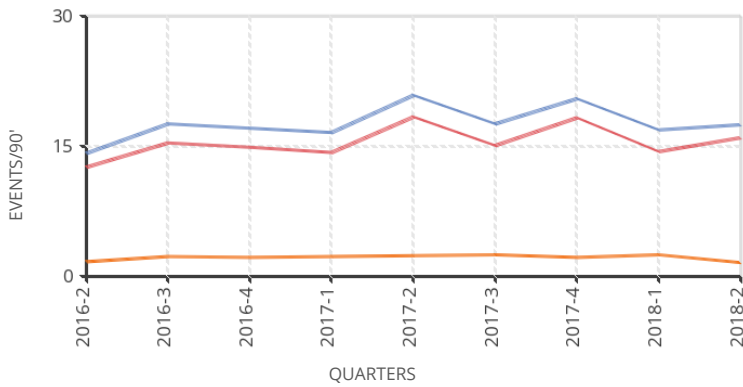
PITCH DISTRIBUTION

EVENTS NUMBER: 1909 - EVENTS/90': 18.08

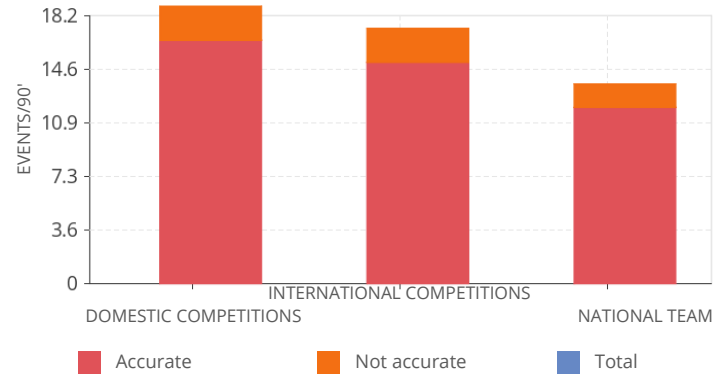


| RESULT | | TYPE | | TOTAL | ACCURATE | NOT ACCURATE |
|--------------|-------|---------------|------|-------|----------|--------------|
| Accurate | 87.6% | Back | 1102 | 90.1% | 9.9% | |
| - Assist | 0.3% | Forward | 807 | 84.1% | 15.9% | |
| - Key pass | 0.7% | Own half | 578 | 89.1% | 10.9% | |
| Not accurate | 12.4% | Opposite half | 1208 | 88.2% | 11.8% | |
| | | To the box | 123 | 74.8% | 25.2% | |

CAREER DISTRIBUTION



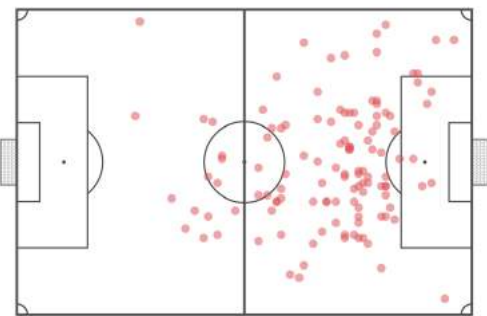
COMPETITION DISTRIBUTION



SMART PASS

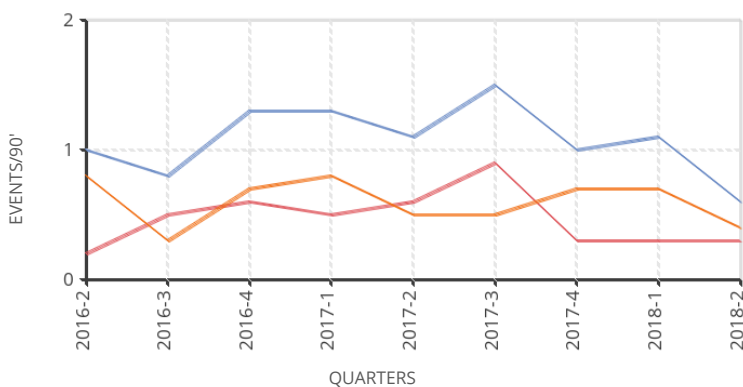
PITCH DISTRIBUTION

EVENTS NUMBER: 121 - EVENTS/90': 1.15

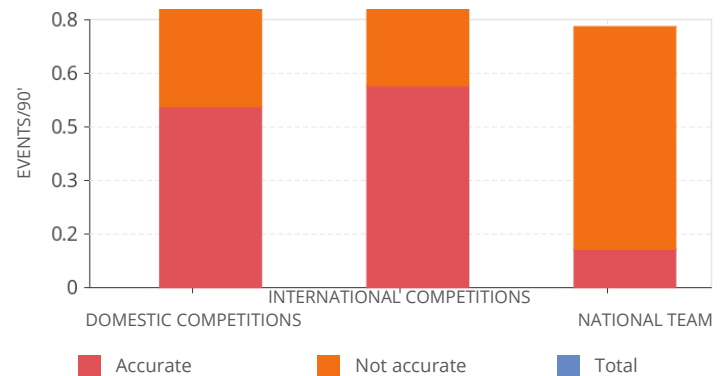


| RESULT | | TYPE | | TOTAL | ACCURATE | NOT ACCURATE |
|--------------|------|---------------|----|-------|----------|--------------|
| Accurate | 43% | Through | 71 | 36.6% | 63.4% | |
| - Assist | 2.5% | Not filtering | 50 | 52% | 48% | |
| - Key pass | 7.4% | Own half | 1 | 0% | 100% | |
| Not accurate | 57% | Opposite half | 53 | 39.6% | 60.4% | |
| | | To the box | 67 | 46.3% | 53.7% | |

CAREER DISTRIBUTION



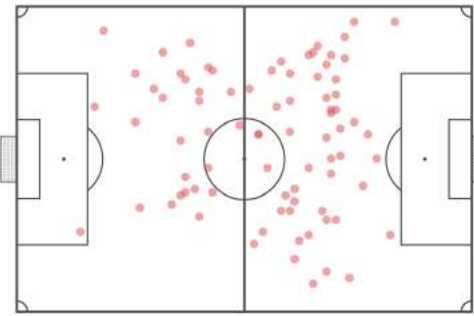
COMPETITION DISTRIBUTION



LONG PASS

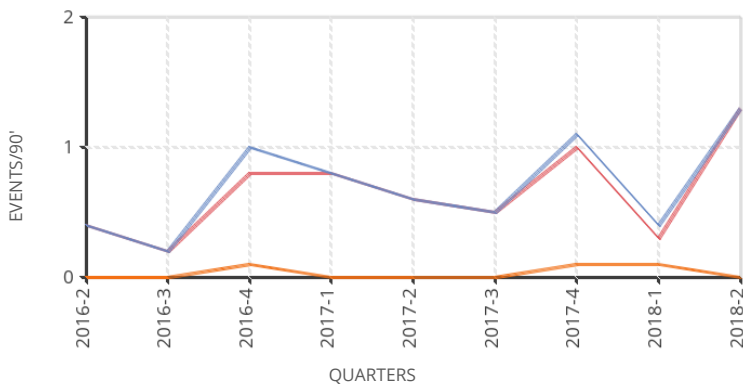
PITCH DISTRIBUTION

EVENTS NUMBER: 81 - EVENTS/90': 0.77

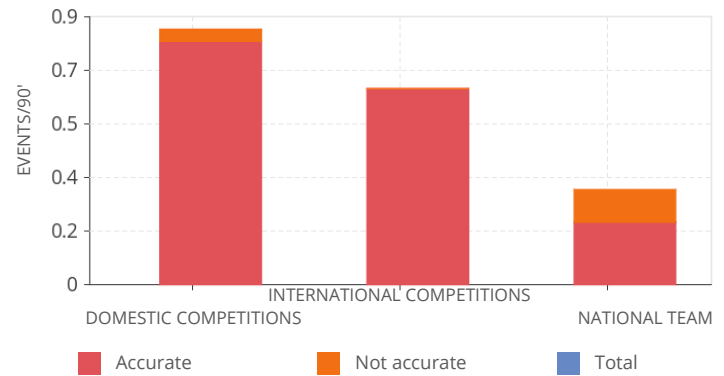


| RESULT | TYPE | TOTAL | ACCURATE | NOT ACCURATE |
|--------------|------------------------|-------|----------|--------------|
| Accurate | Horizontal | 67 | 94% | 6% |
| - Assist | Vertical (not through) | 11 | 100% | 0% |
| - Key pass | Vertical (through) | 3 | 100% | 0% |
| Not accurate | Own half | 9 | 77.8% | 22.2% |
| | Opposite half | 56 | 96.4% | 3.6% |
| | To the box | 16 | 100% | 0% |

CAREER DISTRIBUTION



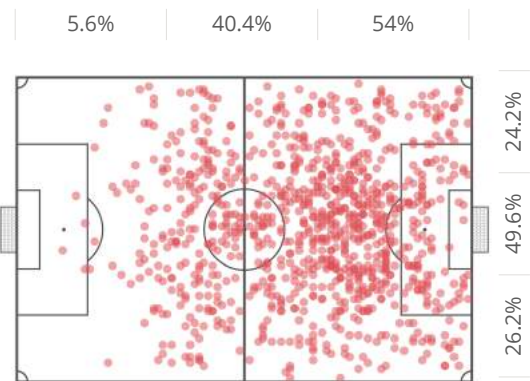
COMPETITION DISTRIBUTION



BALL POSSESSION LOSS

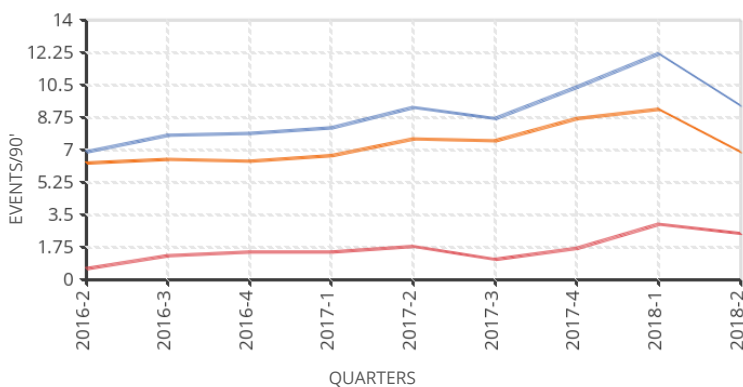
PITCH DISTRIBUTION

EVENTS NUMBER: 968 - EVENTS/90': 9.17

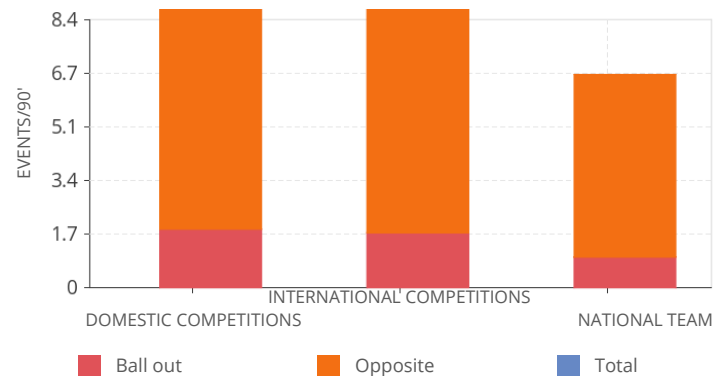


| RESULT | TYPE | TOTAL | BALL OUT | BALL TO OPPONENT |
|----------|----------------------|-------|----------|------------------|
| Ball out | Forward pass | 738 | 16.1% | 83.9% |
| Opposite | Back pass | 230 | 27.8% | 72.2% |
| | Simple pass | 237 | 5.9% | 94.1% |
| - Error | Horizontal long pass | 7 | 28.6% | 71.4% |
| | Verticale long pass | 13 | 15.4% | 84.6% |
| | Through | 54 | 5.6% | 94.4% |
| Other | | 657 | 24.7% | 75.3% |
| | Crosses | 62 | 3.2% | 96.8% |

CAREER DISTRIBUTION



COMPETITION DISTRIBUTION

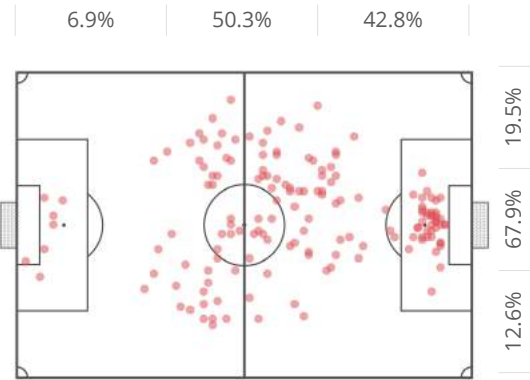


AERIAL

AERIAL DUELS

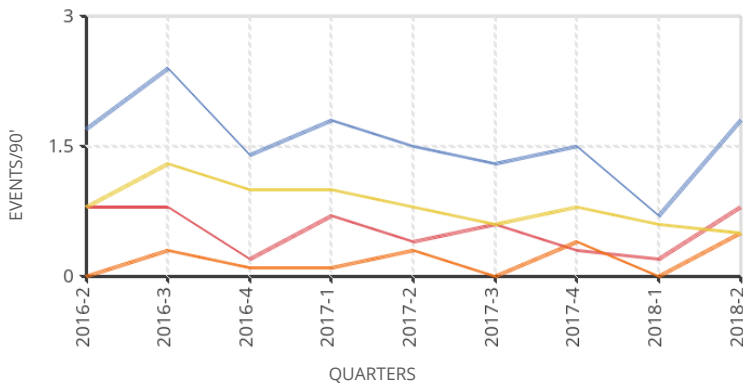
PITCH DISTRIBUTION

EVENTS NUMBER: 159 - EVENTS/90': 1.51

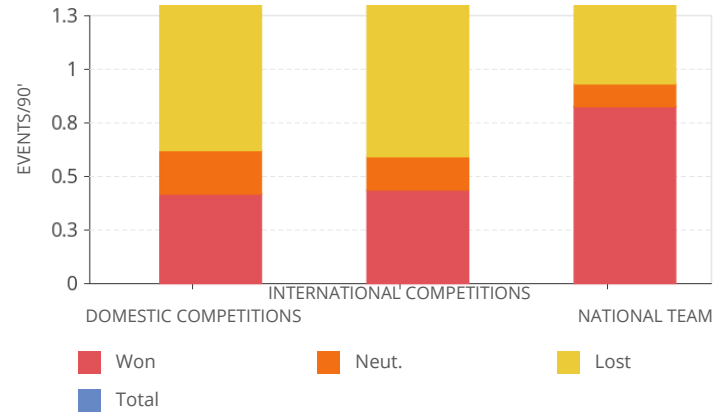


| RESULT | OPPOSITE | TOTAL | WON | NEUT. | LOST |
|--------|------------|-------|-------|-------|-------|
| Won | <170 cm | 1 | 100% | 0% | 0% |
| Neut. | 170-175 cm | 7 | 42.9% | 28.6% | 28.6% |
| Lost | 175-180 cm | 12 | 25% | 8.3% | 66.7% |
| | 180-185 cm | 34 | 32.4% | 11.8% | 55.9% |
| | 185-190 cm | 65 | 32.3% | 10.8% | 56.9% |
| | >190 cm | 40 | 27.5% | 15% | 57.5% |

CAREER DISTRIBUTION



COMPETITION DISTRIBUTION

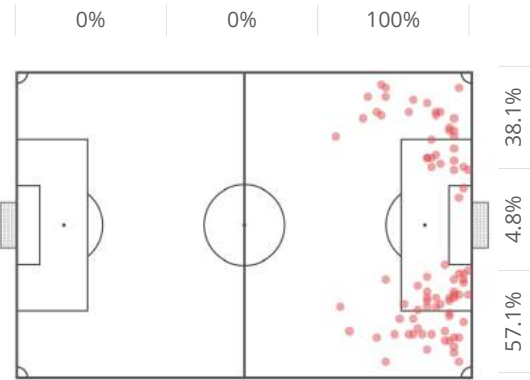


ASSISTANCE

CROSSES

PITCH DISTRIBUTION

EVENTS NUMBER: 84 - EVENTS/90': 0.8



RESULT

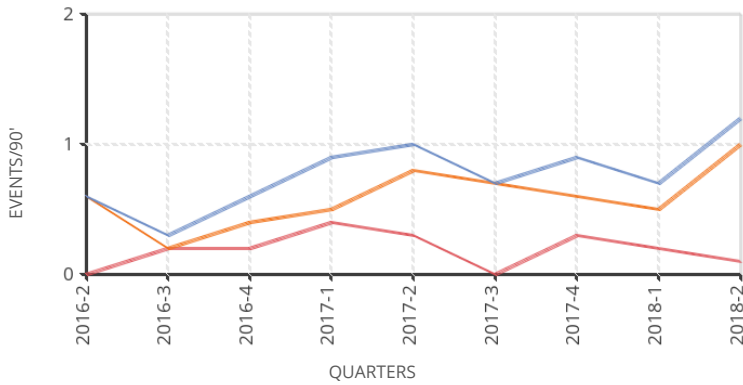
| | |
|--------------|-------|
| Accurate | 26.2% |
| - Assist | 1.2% |
| - Key pass | 8.3% |
| Not accurate | 73.8% |

TYPE

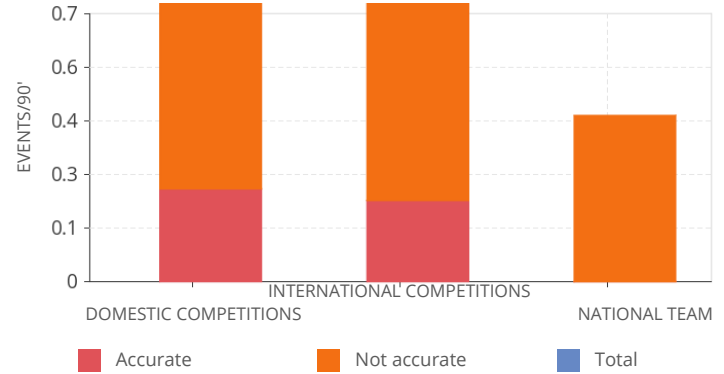
| | | | |
|------------|----|-------|-------|
| Cross high | 27 | 40.7% | 59.3% |
| Cross low | 57 | 19.3% | 80.7% |

TOTAL ACCURATE NOT ACCURATE

CAREER DISTRIBUTION



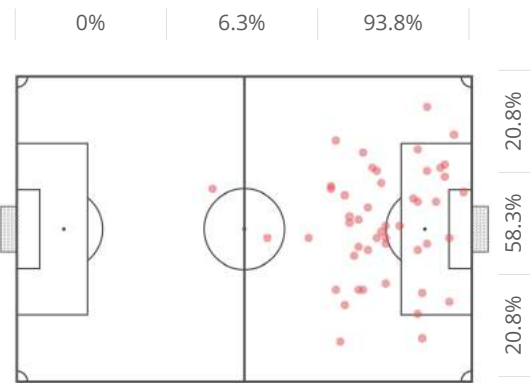
COMPETITION DISTRIBUTION



KEY PASS

PITCH DISTRIBUTION

EVENTS NUMBER: 48 - EVENTS/90': 0.45

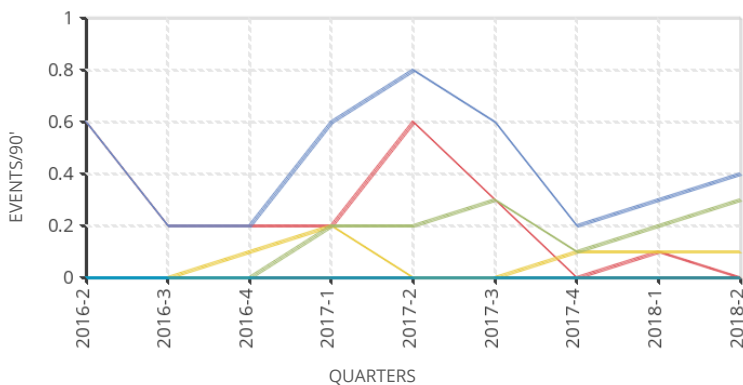


TYPE

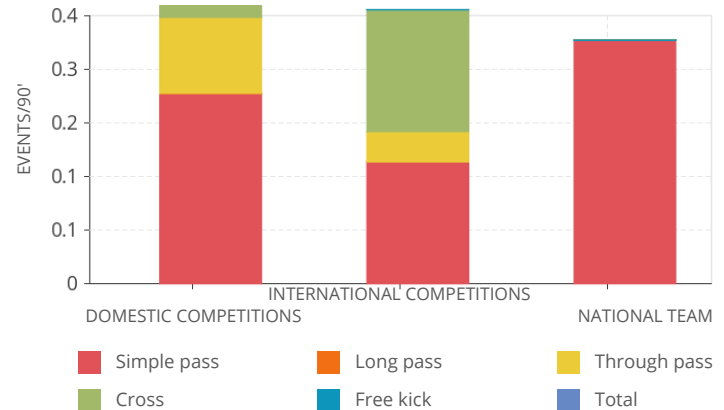
| | | |
|--------------|----|--------|
| Simple pass | 25 | 52.08% |
| Long pass | 0 | 0% |
| Through pass | 8 | 16.67% |
| Cross | 15 | 31.25% |
| Free kick | 0 | 0% |

TOTAL

CAREER DISTRIBUTION



COMPETITION DISTRIBUTION

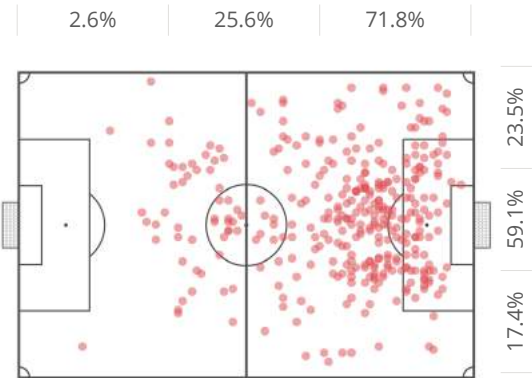


INDIVIDUAL

1 VS 1 DRIBBLING

PITCH DISTRIBUTION

EVENTS NUMBER: 340 - EVENTS/90': 3.22



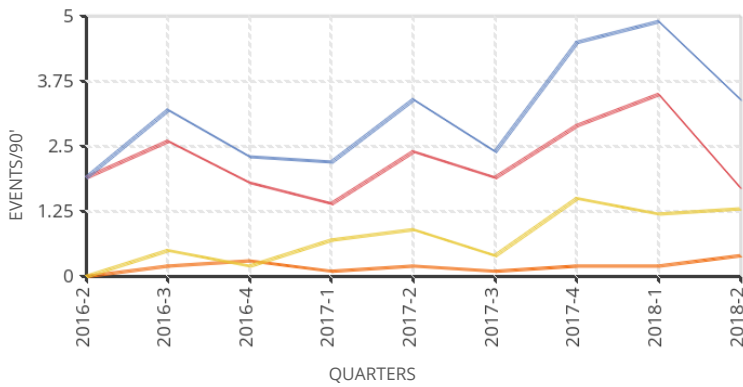
RESULT

| RESULT | PERCENTAGE |
|--------|------------|
| Won | 69.1% |
| Neut. | 6.2% |
| Lost | 24.7% |

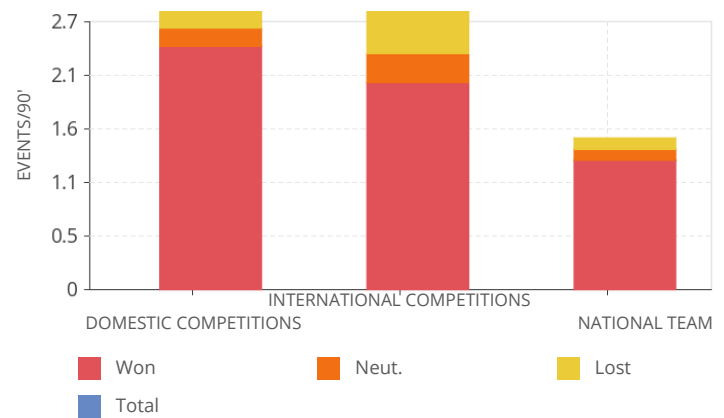
OPPOSITE

| OPPOSITE | TOTAL | WON | NEUT. | LOST |
|-------------------|-------|-------|-------|-------|
| Centre back | 188 | 65.4% | 5.9% | 28.7% |
| Attacking winger | 6 | 50% | 0% | 50% |
| Defensive winger | 55 | 72.7% | 7.3% | 20% |
| Goalkeeper | 8 | 87.5% | 0% | 12.5% |
| Centre midfielder | 80 | 73.8% | 7.5% | 18.8% |
| Striker | 3 | 100% | 0% | 0% |

CAREER DISTRIBUTION



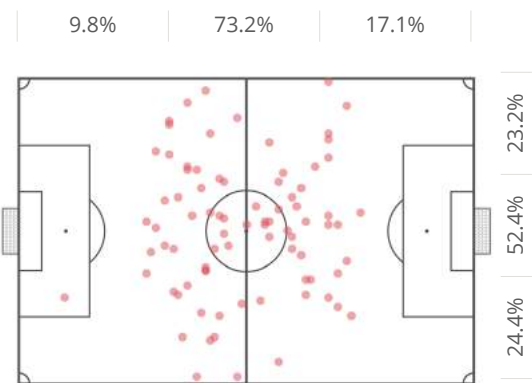
COMPETITION DISTRIBUTION



ON THE BALL ACCELERATION

PITCH DISTRIBUTION

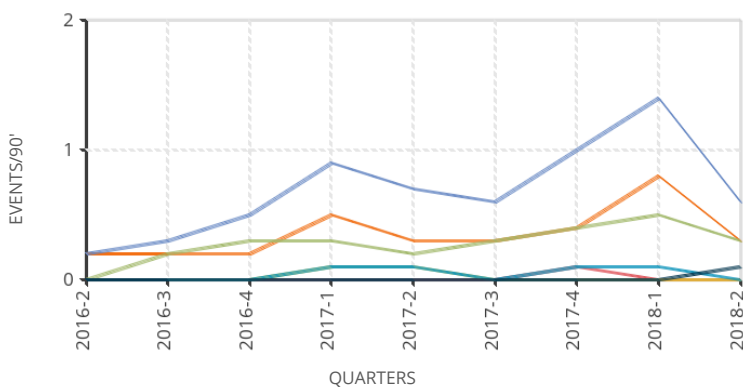
EVENTS NUMBER: 82 - EVENTS/90': 0.78



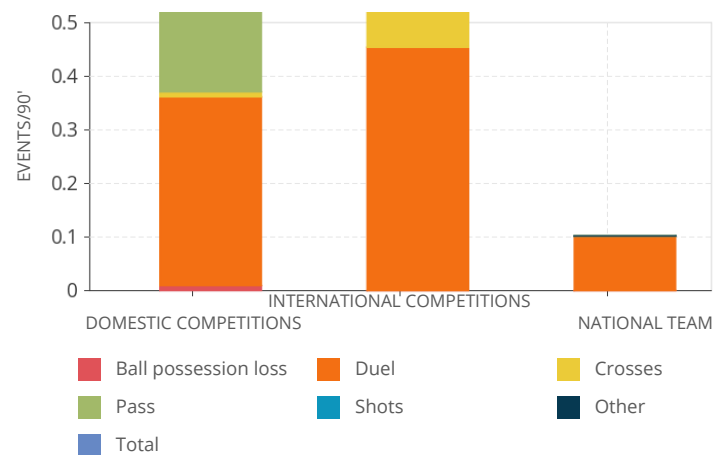
RESULT

| RESULT | TOTAL | PERCENTAGE |
|----------------------|-------|------------|
| Ball possession loss | 1 | 1.2% |
| Duel | 40 | 48.8% |
| Crosses | 3 | 3.7% |
| Pass | 32 | 39% |
| Shots | 5 | 6.1% |
| Other | 1 | 1.2% |

CAREER DISTRIBUTION



COMPETITION DISTRIBUTION

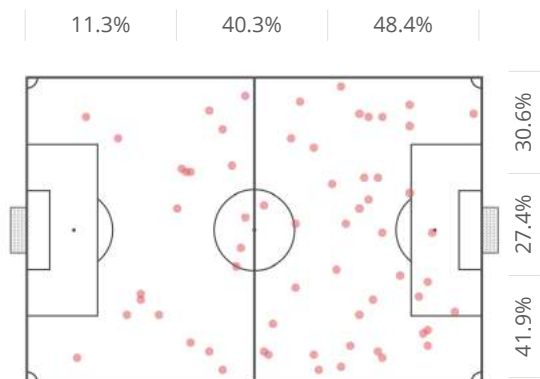


DEFENSIVE

1 VS 1 DEFENDING

PITCH DISTRIBUTION

EVENTS NUMBER: 62 - EVENTS/90': 0.59



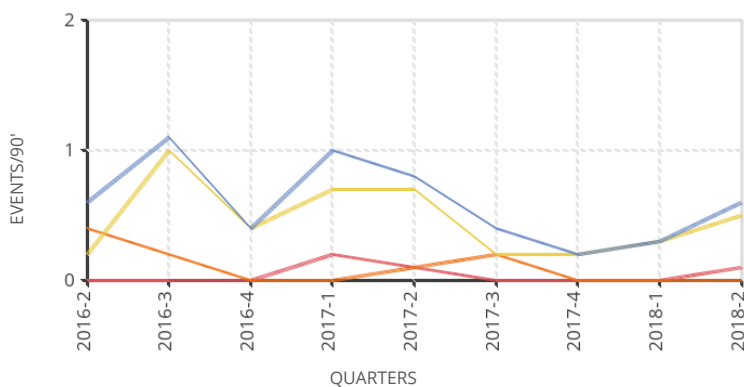
RESULT

| RESULT | PERCENTAGE |
|--------|------------|
| Won | 9.7% |
| Neut. | 9.7% |
| Lost | 80.6% |

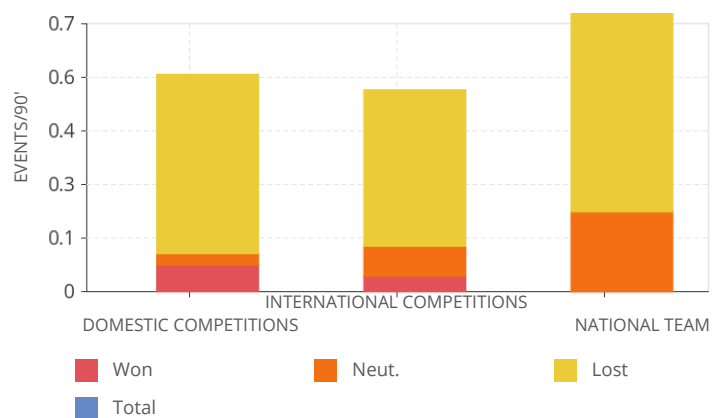
OPPOSITE

| OPPOSITE | TOTAL | WON | NEUT. | LOST |
|-------------------|-------|-------|-------|-------|
| Centre back | 17 | 5.9% | 5.9% | 88.2% |
| Attacking winger | 11 | 18.2% | 9.1% | 72.7% |
| Defensive winger | 17 | 11.8% | 17.6% | 70.6% |
| Centre midfielder | 13 | 7.7% | 7.7% | 84.6% |
| Striker | 2 | 0% | 0% | 100% |
| Goalkeeper | 2 | 0% | 0% | 100% |

CAREER DISTRIBUTION



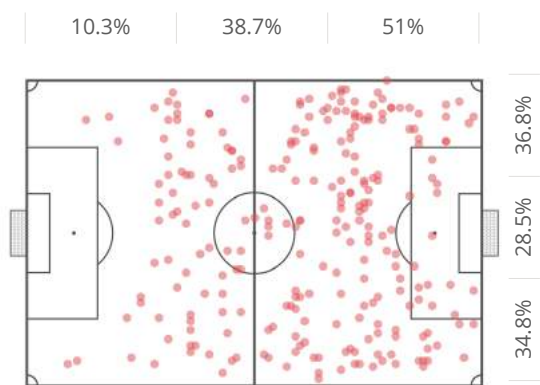
COMPETITION DISTRIBUTION



DEFENSIVE DUELS

PITCH DISTRIBUTION

EVENTS NUMBER: 253 - EVENTS/90': 2.4



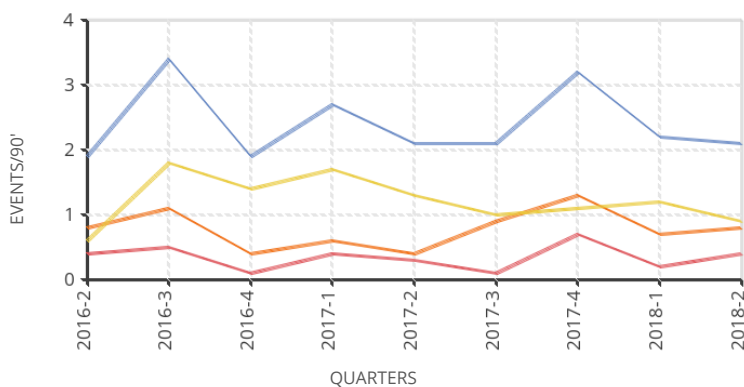
RESULT

| RESULT | PERCENTAGE |
|--------|------------|
| Won | 15% |
| Neut. | 31.6% |
| Lost | 53.4% |

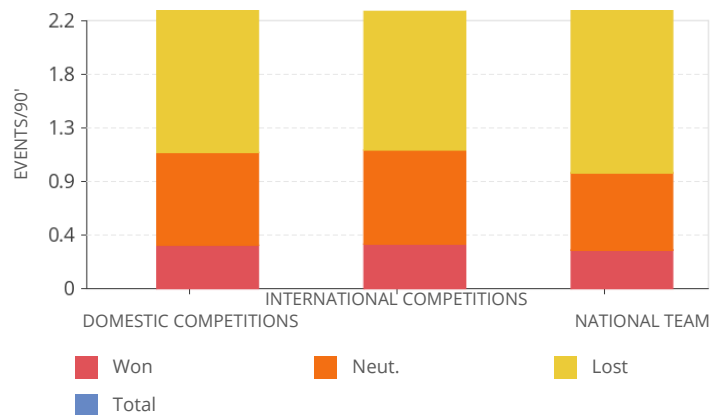
OPPOSITE

| OPPOSITE | TOTAL | WON | NEUT. | LOST |
|-------------------|-------|-------|-------|-------|
| Centre back | 66 | 13.6% | 33.3% | 53% |
| Defensive winger | 53 | 9.4% | 35.8% | 54.7% |
| Attacking winger | 28 | 14.3% | 25% | 60.7% |
| Centre midfielder | 98 | 18.4% | 30.6% | 51% |
| Striker | 6 | 33.3% | 33.3% | 33.3% |
| Goalkeeper | 2 | 0% | 0% | 100% |

CAREER DISTRIBUTION



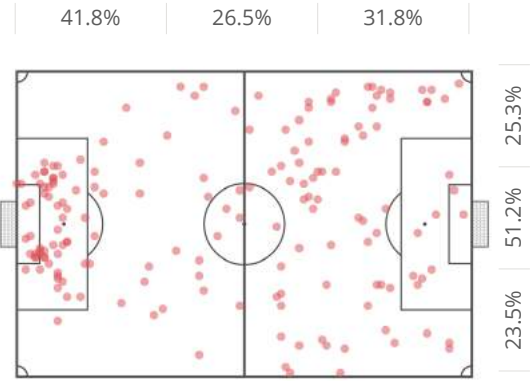
COMPETITION DISTRIBUTION



INTERCEPTIONS

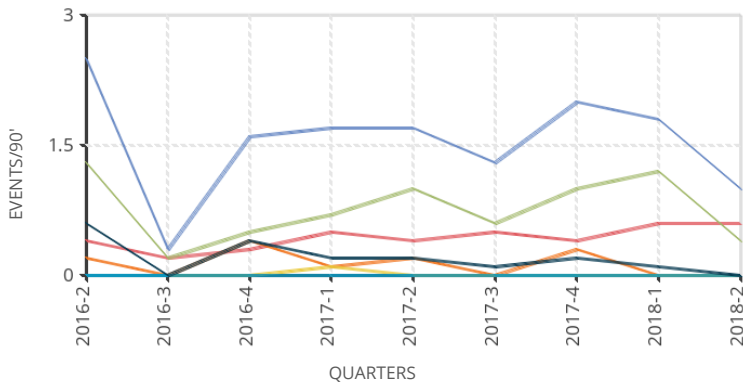
PITCH DISTRIBUTION

EVENTS NUMBER: 170 - EVENTS/90': 1.61



| RESULT | TOTAL | |
|----------------------|-------|-------|
| Ball possession loss | 47 | 27.6% |
| Duel | 17 | 10% |
| Crosses | 1 | 0.6% |
| Pass | 83 | 48.8% |
| Shots | 0 | 0% |
| Other | 22 | 12.9% |

CAREER DISTRIBUTION



COMPETITION DISTRIBUTION

