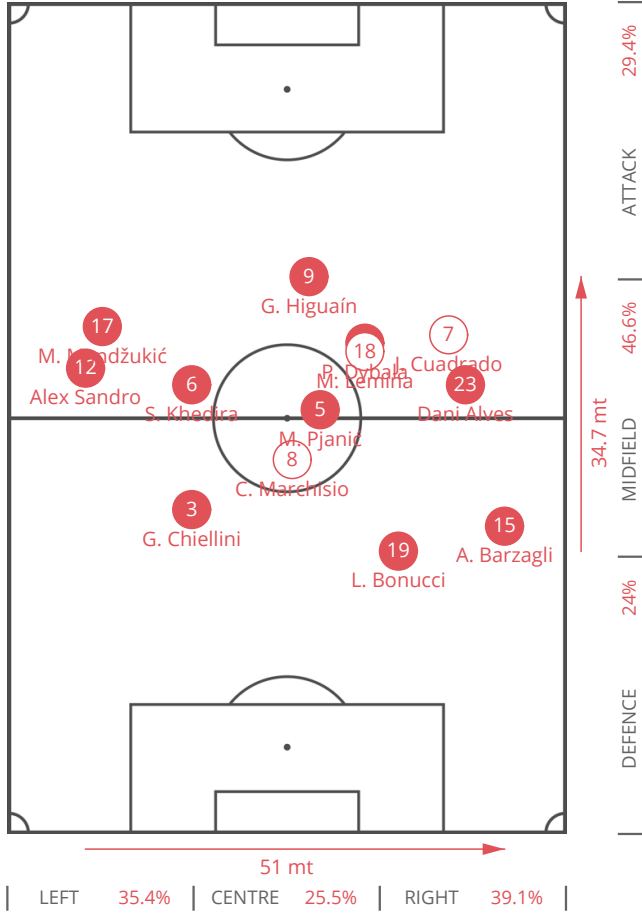


JUVENTUS

AVERAGE POSITIONS

● STARTERS

○ SUBSTITUTES



PLAYERS

15	DEF	A. Barzagli
19	DEF	L. Bonucci
12	DEF	Alex Sandro
23	DEF	Dani Alves
3	DEF	G. Chiellini
5	MID	M. Pjanić
6	MID	S. Khedira
9	FWD	G. Higuaín
21	FWD	P. Dybala
17	FWD	M. Mandžukić
18	MID	M. Lemina
8	MID	C. Marchisio
7	MID	J. Cuadrado



4-2-3-1
Used from 0' >> 68'



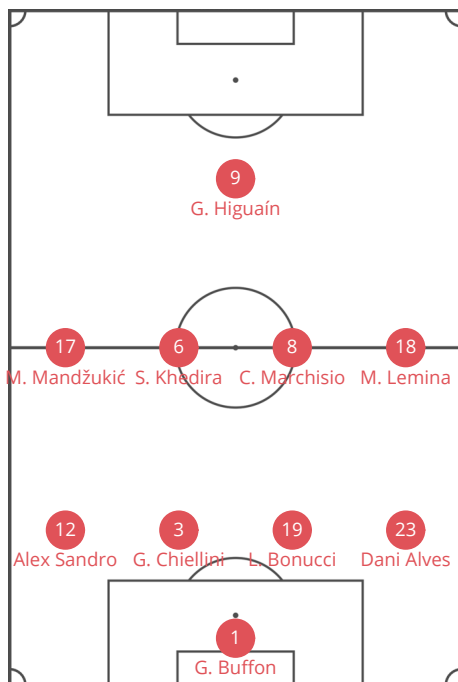
4-2-3-1
Used from 68' >> 72'



4-2-3-1
Used from 72' >> 79'



4-3-3
Used from 79' >> 85'

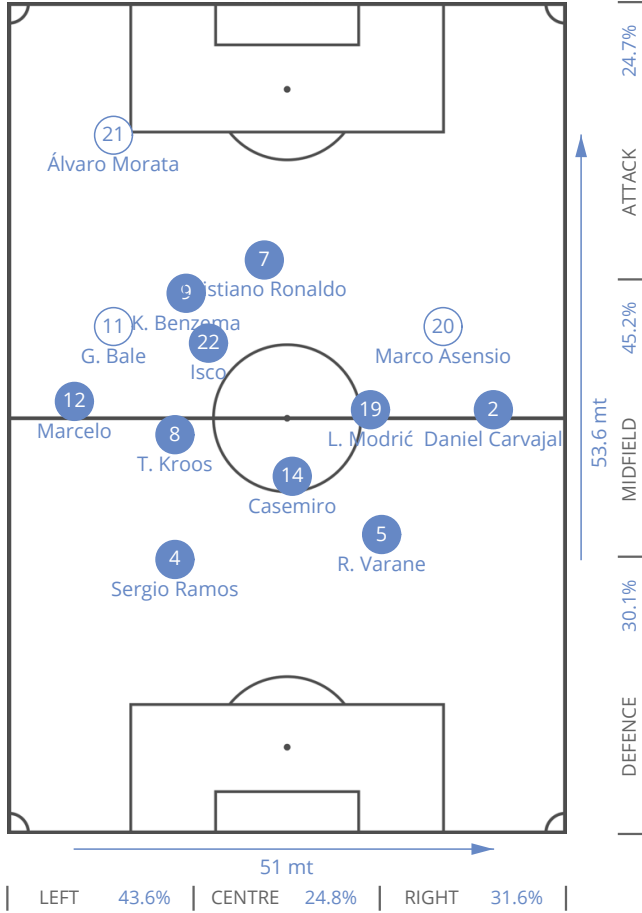


4-4-1
Used from 85' >> 96'

REAL MADRID

AVERAGE POSITIONS

● STARTERS ○ SUBSTITUTES



PLAYERS

4	DEF	Sergio Ramos
5	DEF	R. Varane
12	DEF	Marcelo
2	DEF	Daniel Carvajal
14	MID	Casemiro
8	MID	T. Kroos
19	MID	L. Modrić
22	MID	Isco
9	FWD	K. Benzema
7	FWD	Cristiano Ronaldo
20	MID	Marco Asensio
11	FWD	G. Bale
21	FWD	Álvaro Morata



4-3-1-2
Used from 0' >> 79'



4-3-1-2
Used from 79' >> 84'



4-3-3
Used from 84' >> 90'



4-3-3
Used from 90' >> 96'



JUVENTUS



REAL MADRID

1 HALF 2 HALF TOTAL 1 HALF 2 HALF TOTAL

GENERALS

BALL POSSESSION	16 min	19 min	35 min	17 min	16 min	33 min
AVERAGE POSITION	56.5 mt	50.6 mt	53.55 mt	48.8 mt	55.4 mt	52.1 mt
CORNERS	1	0	1	0	1	1
FREE KICK CROSS	1	1	2	0	1	1
FREE KICK SHOT	1	0	1	0	1	1
FOULS	10	12	22	12	4	16
OFFSIDES	1	2	3	0	1	1

CONSTRUCTION

PASSES (% ACCURATE)	219 (84.9%)	163 (79.8%)	382 (82.7%)	269 (92.6%)	231 (87.9%)	500 (90.4%)
- Final Third Entries (% Accurate)	60 (81.7%)	33 (75.8%)	93 (79.6%)	46 (89.1%)	60 (80%)	106 (84%)
- Other (% Accurate)	159 (86.2%)	130 (80.8%)	289 (83.7%)	223 (93.3%)	171 (90.6%)	394 (92.1%)
LONG PASSES (% ACCURATE)	14 (64.3%)	23 (43.5%)	37 (51.4%)	19 (57.9%)	19 (57.9%)	38 (57.9%)
THROUGH PASSES (% ACCURATE)	2 (50%)	1 (0%)	3 (33.3%)	1 (100%)	5 (40%)	6 (50%)
COUNTERATTACKS	1	3	4	4	0	4
ACTIONS STARTED BY GOALKEEPER	10	13	23	7	11	18
- Long pass	2	4	6	1	5	6
- LOW	7	9	16	6	6	12
-- % Right	42.9%	44.4%	43.8%	33.3%	0%	16.7%
-- % Left	14.3%	55.6%	37.5%	50%	100%	75%
-- % Center	42.9%	0%	18.8%	0%	0%	0%
-- % Failed	0%	0%	0%	16.7%	0%	8.3%



REAL MADRID

	1 HALF	2 HALF	TOTAL	1 HALF	2 HALF	TOTAL
ATTACKING PLAY						
OPPORTUNITY (% SUCCESSFUL)	4 (25%)	1 (0%)	5 (20%)	3 (33.3%)	7 (42.9%)	10 (40%)
SHOTS	8	1	9	5	13	18
Shot from outside of penalty area	4	0	4	2	6	8
Shot from inside of penalty area	4	1	5	3	7	10
ACTIONS FINALIZATION	14	6	20	10	19	29
- Shot from outside of penalty area	4	0	4	2	6	8
- CROSSES	6	2	8	3	5	8
-- From left (%)	5 (83.3%)	1 (50%)	6 (75%)	3 (100%)	4 (80%)	7 (87.5%)
-- From right (%)	1 (16.7%)	1 (50%)	2 (25%)	0	1 (20%)	1 (12.5%)
- Build-Up play	3	3	6	4	6	10
- Long ball	1	1	2	1	2	3
DEFENSIVE						
SAVES	0	1	1	3	0	3
CLEARANCES	2	6	8	1	3	4
- Low	0	0	0	0	0	0
- High	2	6	8	1	3	4
BALL RECOVERY	30	33	63	37	41	78
- End action	12	10	22	7	14	21
- Real recovery	8	18	26	20	15	35
- Temporary recovery	10	5	15	10	12	22
FINAL THIRD ENTRIES	36	21	57	31	47	78
FOULS NEAR THE BOX	0	1	1	0	0	0

TERRITORIAL COVERAGE



JUVENTUS



REAL MADRID

● FIRST HALF

○ SECOND HALF

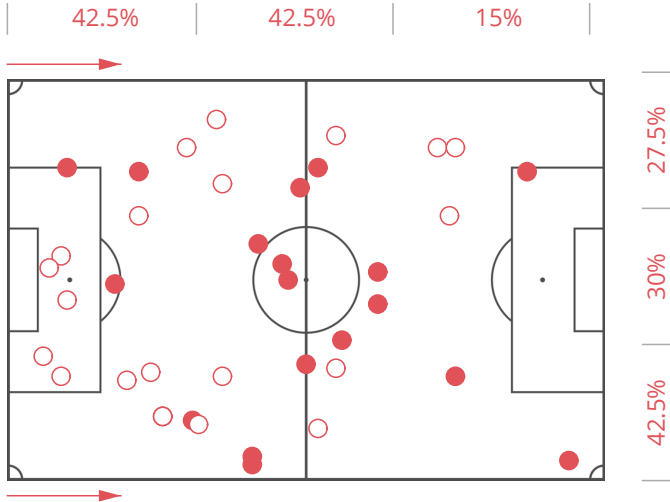
● FIRST HALF

○ SECOND HALF

40

BALL POSSESSION RECOVERY

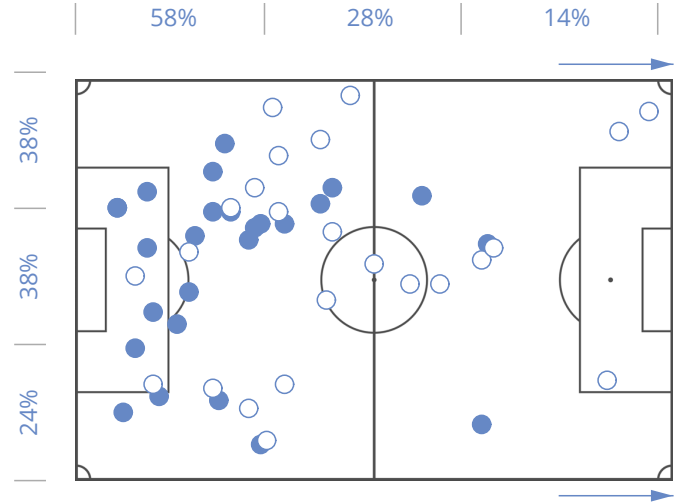
50



BEST PLAYERS

WORST PLAYERS

G. Chiellini (90')	7	S. Khedira (90')	1
Dani Alves (90')	6	P. Dybala (78')	1
L. Bonucci (90')	5	J. Cuadrado (24')	1
Alex Sandro (90')	5	C. Marchisio (20')	1
A. Barzagli (66')	5	M. Lemina (12')	1



BEST PLAYERS

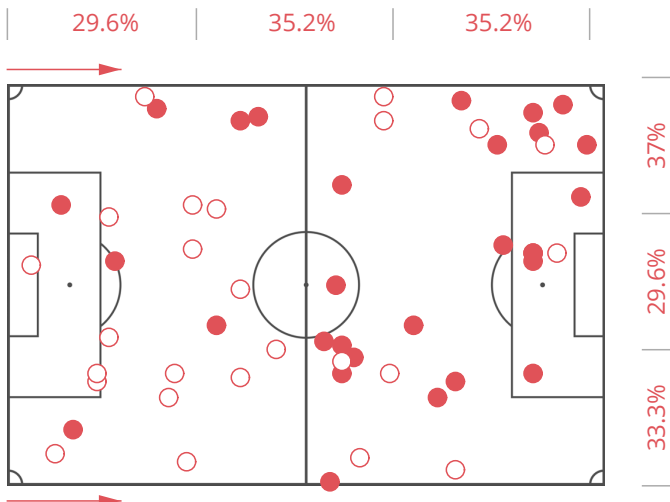
WORST PLAYERS

R. Varane (90')	11	Cristiano Ronaldo (90')	1
Casemiro (90')	8	Marco Asensio (8')	1
Marcelo (90')	8	L. Modrić (90')	4
Daniel Carvajal (90')	6	T. Kroos (89')	5
Sergio Ramos (90')	6	Daniel Carvajal (90')	6

54

BALL POSSESSION LOSS

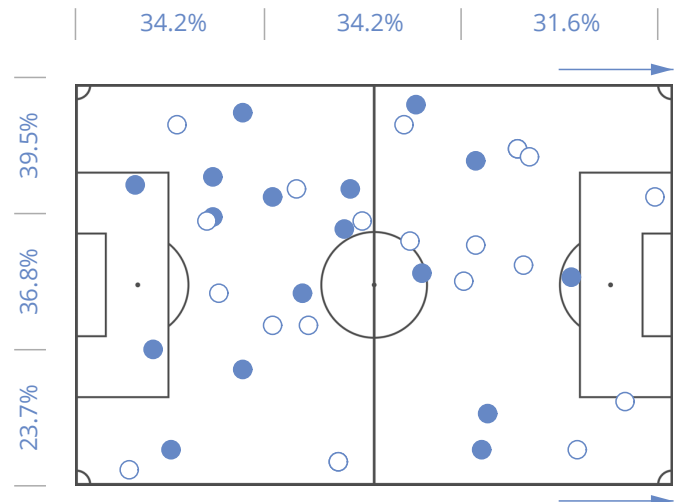
38



BEST PLAYERS

WORST PLAYERS

S. Khedira (90')	1	M. Mandžukić (90')	12
G. Higuain (90')	1	Alex Sandro (90')	9
J. Cuadrado (24')	1	L. Bonucci (90')	7
A. Barzagli (66')	2	P. Dybala (78')	6
C. Marchisio (20')	2	Dani Alves (90')	5



BEST PLAYERS

WORST PLAYERS

G. Bale (13')	1	T. Kroos (89')	6
Marco Asensio (8')	1	Isco (82')	5
Casemiro (90')	2	Daniel Carvajal (90')	4
Cristiano Ronaldo (90')	2	R. Varane (90')	4
K. Benzema (77')	2	Marcelo (90')	4

TERRITORIAL COVERAGE



JUVENTUS



REAL MADRID

● FIRST HALF

○ SECOND HALF

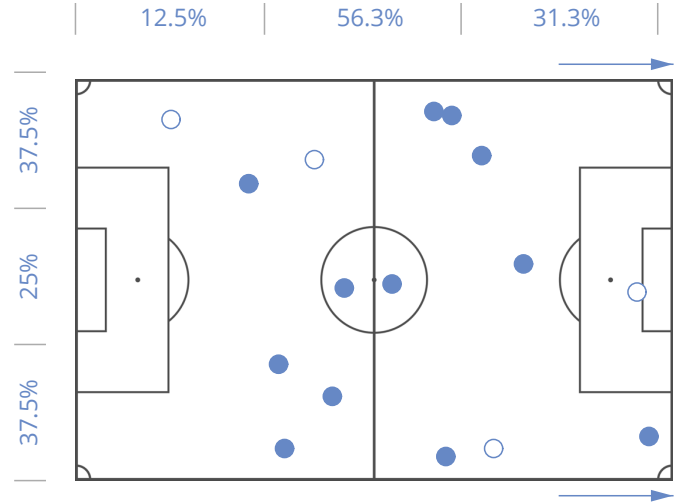
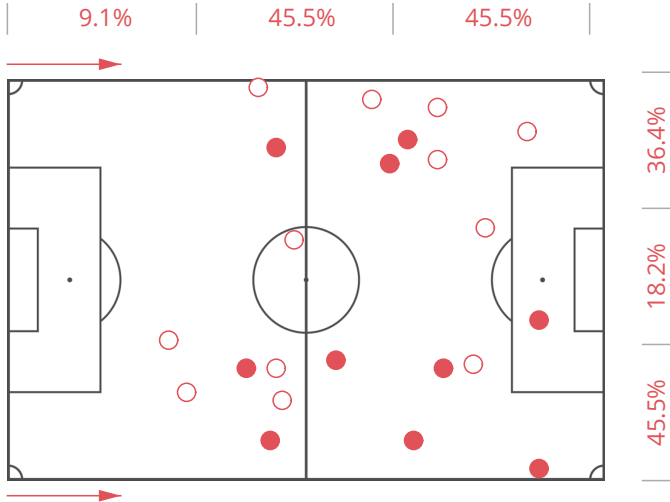
● FIRST HALF

○ SECOND HALF

22

FOULS COMMITTED

16



WORST PLAYERS

Dani Alves (90')	5
Alex Sandro (90')	4
M. Pjanić (70')	3
G. Chiellini (90')	2
P. Dybala (78')	2

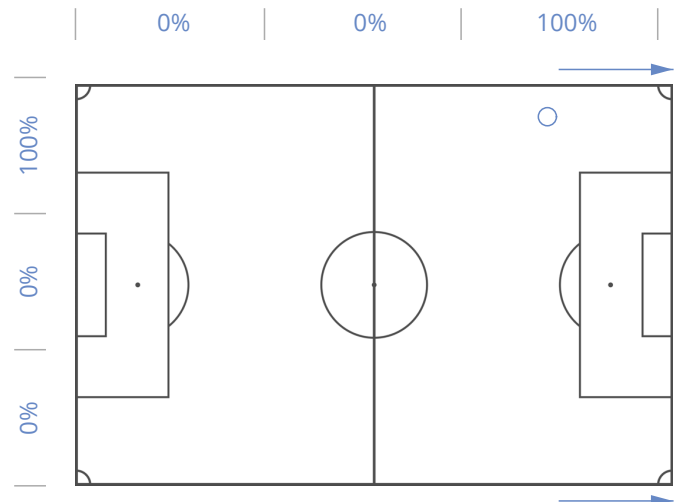
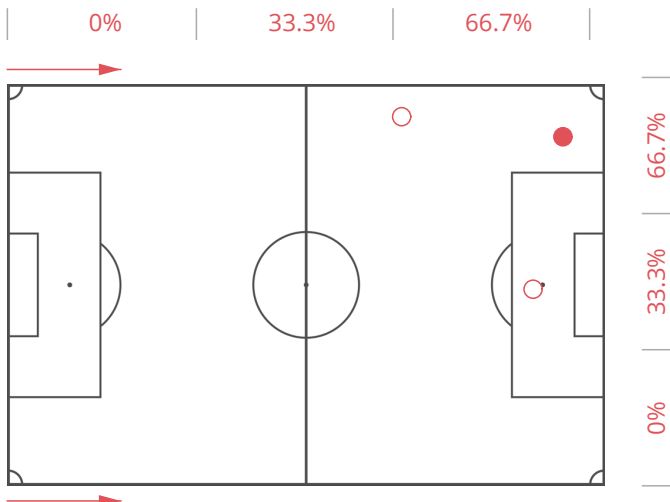
WORST PLAYERS

Daniel Carvajal (90')	4
Sergio Ramos (90')	4
Casemiro (90')	2
T. Kroos (89')	2
K. Benzema (77')	2

3

OFFSIDES

1



WORST PLAYERS

M. Mandžukić (90')	1
Dani Alves (90')	1
P. Dybala (78')	1

WORST PLAYERS

Isco (82')	1
------------	---

TERRITORIAL COVERAGE



JUVENTUS



REAL MADRID

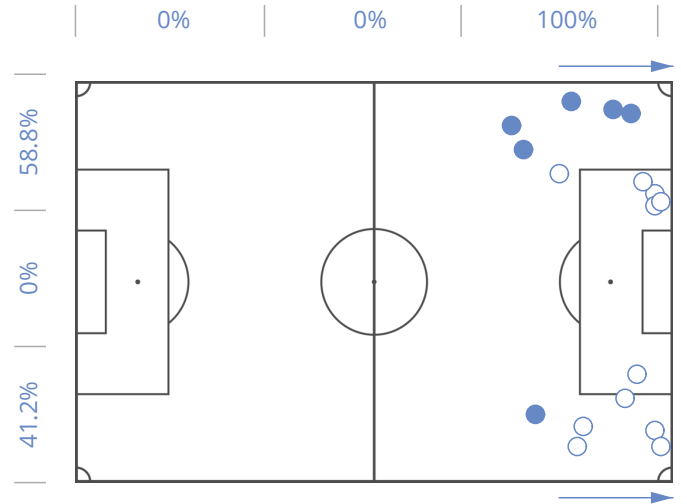
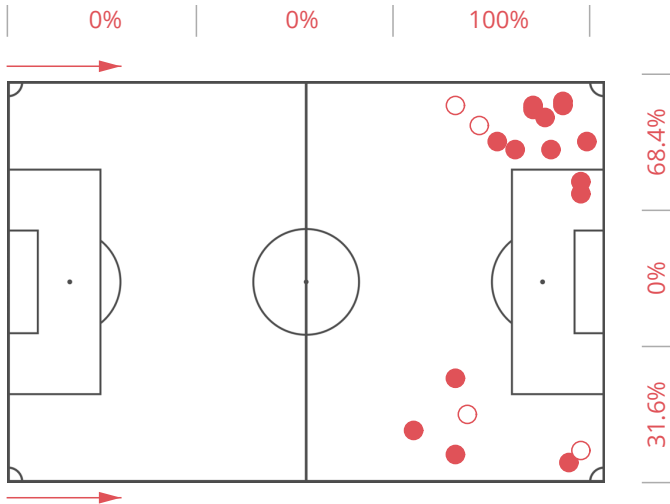
● FIRST HALF

○ SECOND HALF

● FIRST HALF

○ SECOND HALF

19 CROSSES 17



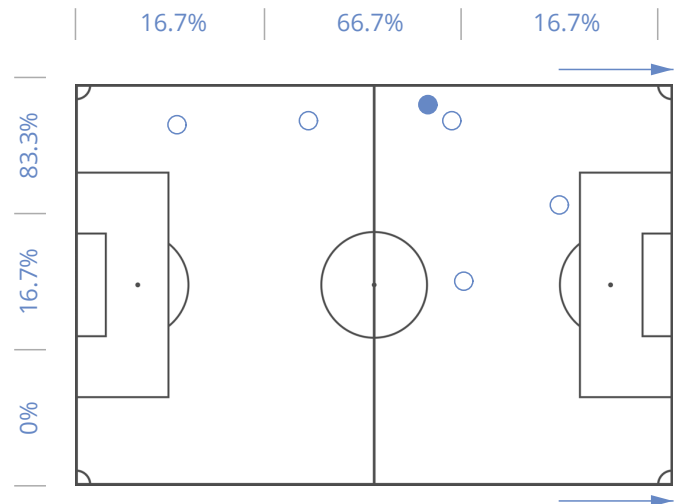
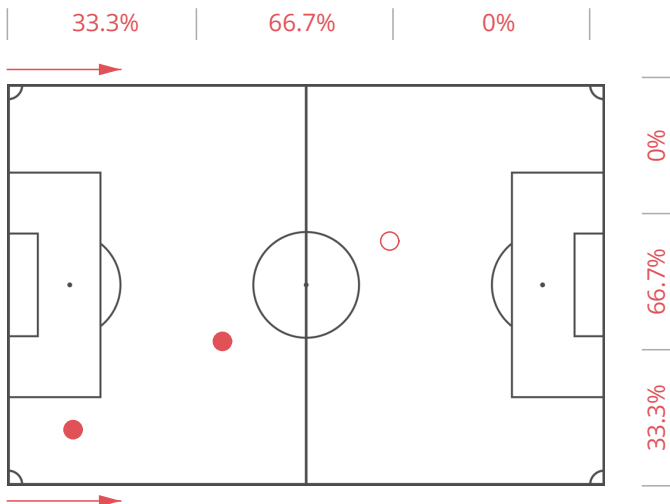
BEST PLAYERS

M. Mandžukić (90')	6
Alex Sandro (90')	6
Dani Alves (90')	3
L. Bonucci (90')	1
S. Khedira (90')	1

BEST PLAYERS

Marcelo (90')	5
Daniel Carvajal (90')	3
Cristiano Ronaldo (90')	3
Isco (82')	3
R. Varane (90')	1

3 THROUGH PASSES 6



BEST PLAYERS

L. Bonucci (90')	2
M. Pjanić (70')	1

BEST PLAYERS

Marcelo (90')	3
Sergio Ramos (90')	1
L. Modrić (90')	1
K. Benzema (77')	1

DUELS

● FIRST HALF

○ SECOND HALF



JUVENTUS



REAL MADRID

● WON

● NEUT.

● LOST

● WON

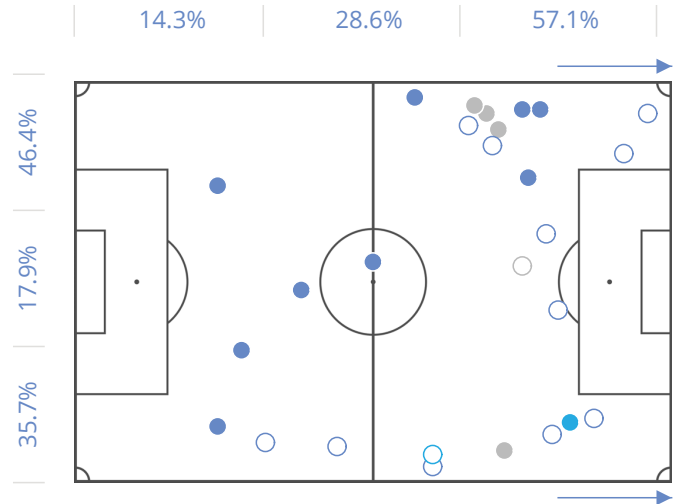
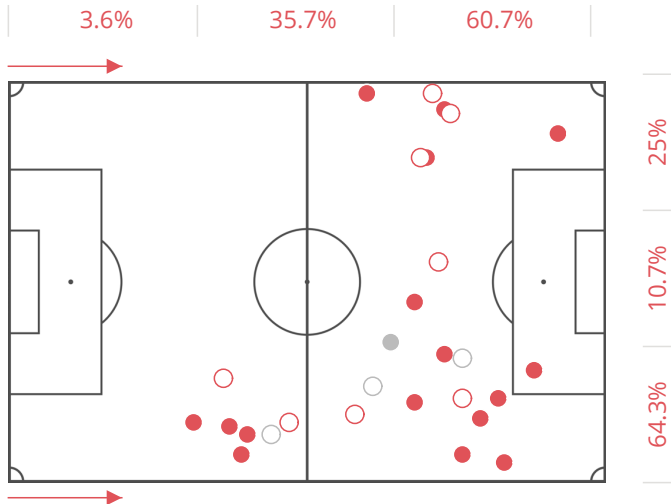
● NEUT.

● LOST

28

1 VS 1 DRIBBLING

28



BEST PLAYERS

	DUELS	WON	NEUT.	LOST
P. Dybala (78')	9	8	0	1
Alex Sandro (90')	6	6	0	0
M. Pjanić (70')	4	4	0	0
G. Higuaín (90')	3	2	0	1
M. Lemina (12')	3	2	0	1

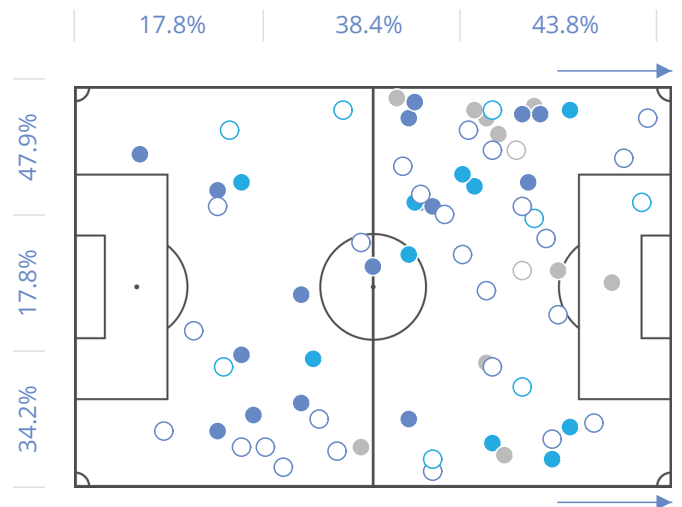
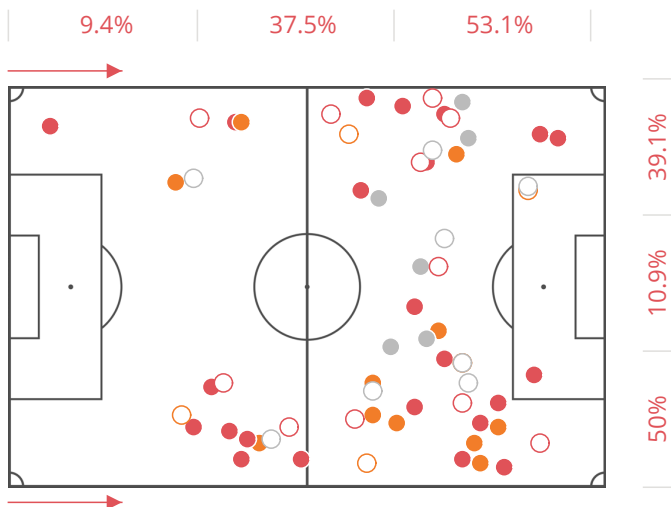
BEST PLAYERS

	DUELS	WON	NEUT.	LOST
Marcelo (90')	6	5	1	0
L. Modrić (90')	4	3	1	0
Isco (82')	4	2	0	2
K. Benzema (77')	4	3	0	1
Casemiro (90')	3	3	0	0

64

ATTACKING DUELS

85



BEST PLAYERS

	DUELS	WON	NEUT.	LOST
G. Higuaín (90')	14	4	5	5
P. Dybala (78')	11	8	2	1
Alex Sandro (90')	10	8	1	1
M. Mandžukić (90')	8	3	1	4
Dani Alves (90')	8	1	5	2

BEST PLAYERS

	DUELS	WON	NEUT.	LOST
Isco (82')	14	6	6	2
L. Modrić (90')	10	8	2	0
Marcelo (90')	9	6	2	1
K. Benzema (77')	9	4	0	5
Cristiano Ronaldo (90')	8	3	3	2

DUELS

● FIRST HALF

○ SECOND HALF



JUVENTUS



REAL MADRID

● WON

● NEUT.

● LOST

● WON

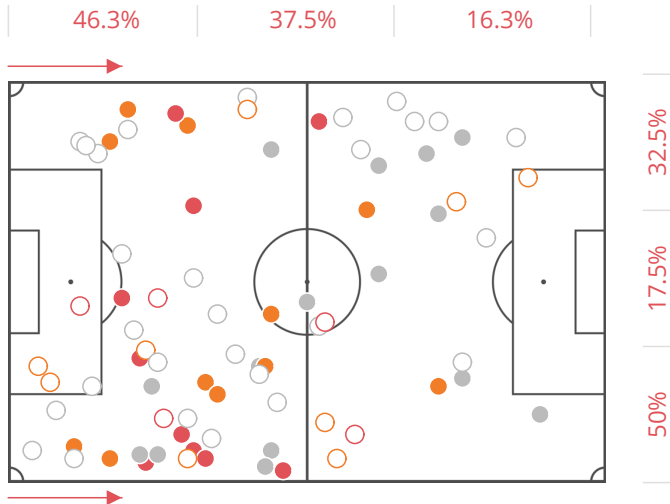
● NEUT.

● LOST

85

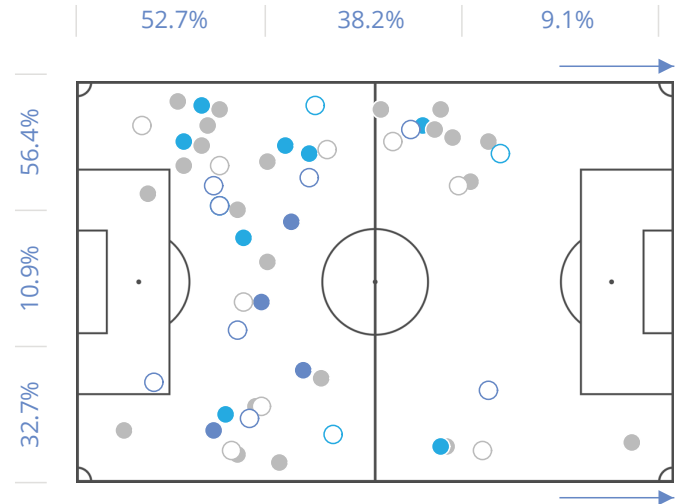
DEFENSIVE DUELS

64



BEST PLAYERS

	DUELS	WON	NEUT.	LOST
A. Barzagli (66')	16	6	4	6
Dani Alves (90')	14	1	4	9
Alex Sandro (90')	9	1	2	6
M. Pjanić (70')	9	0	3	6
L. Bonucci (90')	8	3	2	3



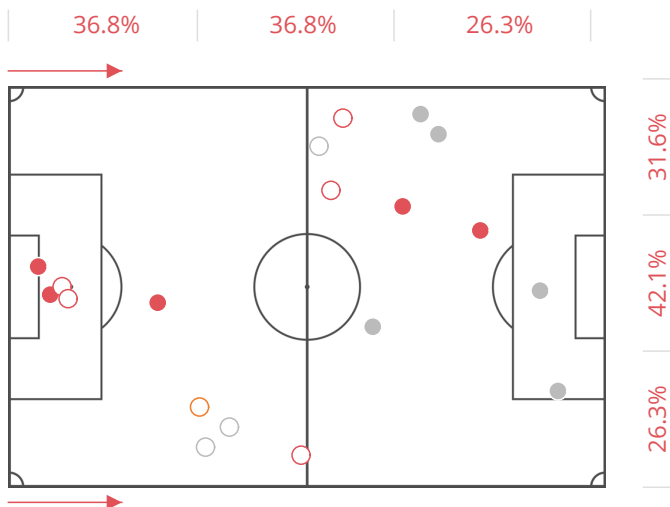
BEST PLAYERS

	DUELS	WON	NEUT.	LOST
Casemiro (90')	11	4	2	5
Daniel Carvajal (90')	8	1	1	6
Sergio Ramos (90')	8	5	0	3
T. Kroos (89')	7	0	0	7
R. Varane (90')	6	1	4	1

20

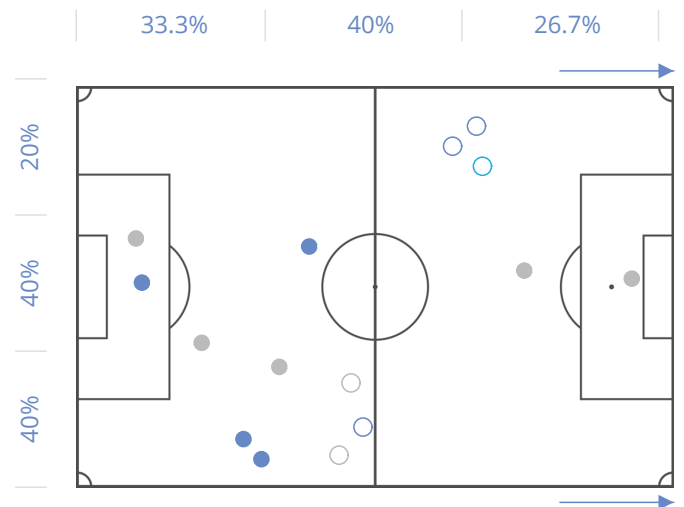
AERIAL DUELS

20



BEST PLAYERS

	DUELS	WON	NEUT.	LOST
M. Mandžukić (90')	5	4	0	1
Dani Alves (90')	3	0	1	2
Alex Sandro (90')	3	1	0	2
G. Chiellini (90')	2	1	0	1
L. Bonucci (90')	2	2	0	0



BEST PLAYERS

	DUELS	WON	NEUT.	LOST
K. Benzema (77')	3	0	0	3
Daniel Carvajal (90')	2	0	0	2
Sergio Ramos (90')	2	1	0	1
R. Varane (90')	1	1	0	0
Marcelo (90')	1	1	0	0

DUELS GRID

REAL MADRID

JUVENTUS

	1. K. Navas	4. Sergio Ramos	5. R. Varane	12. Marcelo	2. Daniel Carvajal	14. Casemiro	8. T. Kroos	19. L. Modrić	22. Isco	9. K. Benzema	7. Cristiano Ronaldo	20. Marco Asensio	11. G. Bale	21. Álvaro Morata
1. G. Buffon														
15. A. Barzagli				5			1		3	3	1			
19. L. Bonucci									2	4	2		1	
12. Alex Sandro			1		8	2		2	4		1	1		
23. Dani Alves	1	2		5		2	3	1	6	2	2		1	
3. G. Chiellini		2					1	1		1	3			
5. M. Pjanić				2		3	5	2	4	1				
6. S. Khedira						4	1	2		1				
9. G. Higuaín	3	5	1	1	4									
21. P. Dybala	2		3		4	5	3	1						
17. M. Mandžukić		3		10			6				1			
18. M. Lemina	1		1	1	2	1							1	
8. C. Marchisio				1										
7. J. Cuadrado	2						1			1	1			

△ AIR CHALL.

□ GROUND CHALL.

○ DRIBBLES

● WON BY JUVENTUS

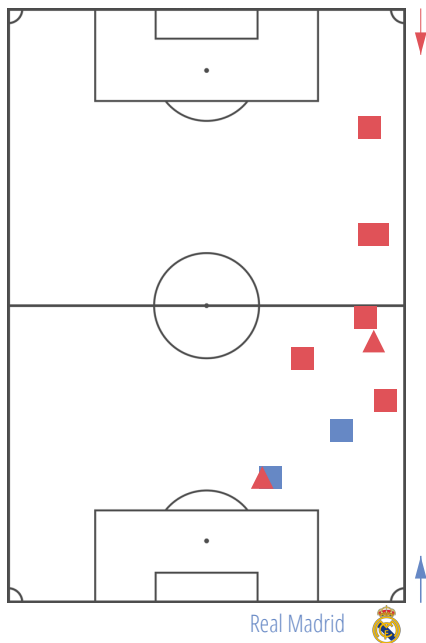
● WON BY REAL MADRID

● NEUTRAL DUELS

10 M. Mandžukić

Daniel Carvajal

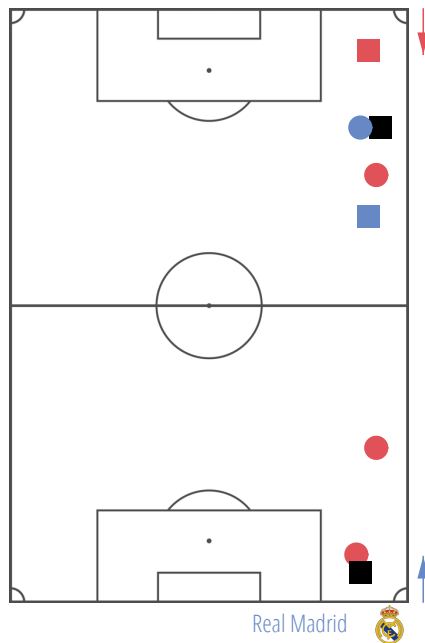
Juventus JJ



8 Alex Sandro

Daniel Carvajal

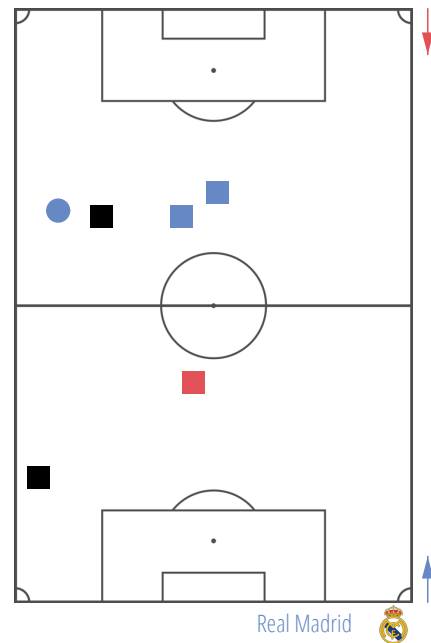
Juventus JJ



6 Dani Alves

Isco

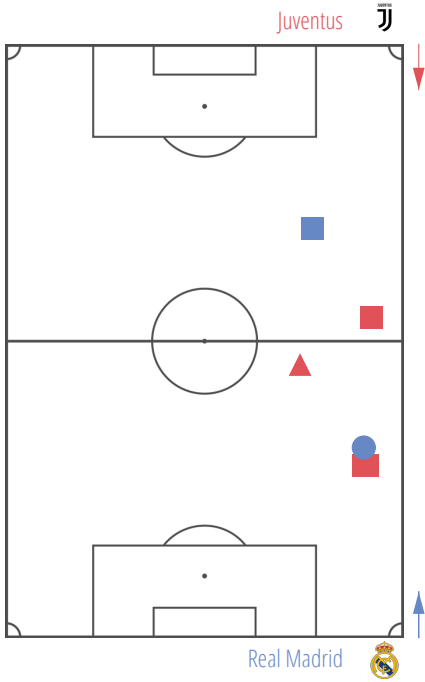
Juventus JJ



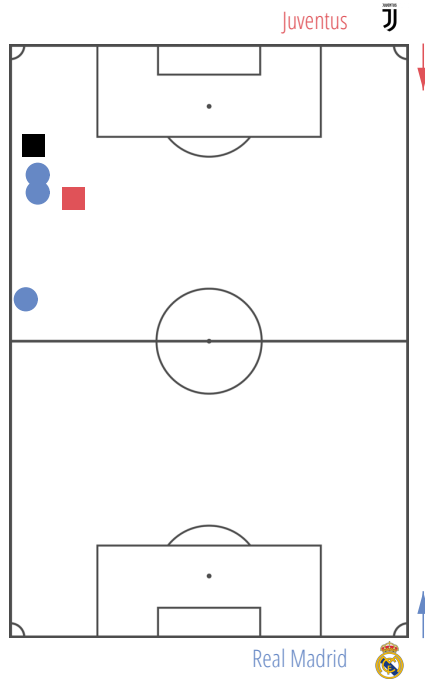
DUELS GRID

● WON BY JUVENTUS
 ● WON BY REAL MADRID
 ○ DRIBBLES
▲ AIR CHALL.
 □ GROUND CHALL.
 ● NEUTRAL DUELS

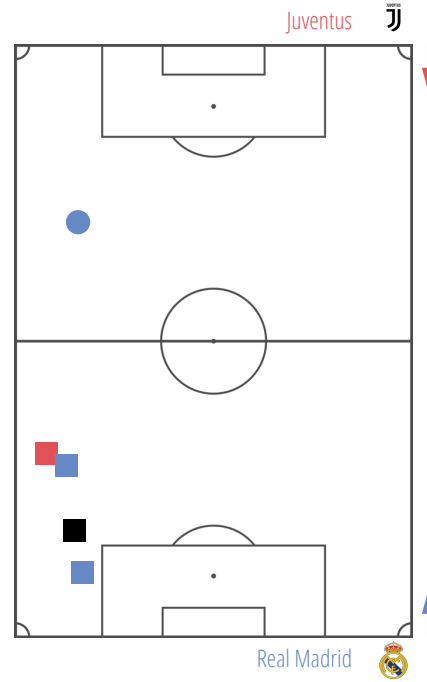
6 M. Mandžukić
L. Modrić



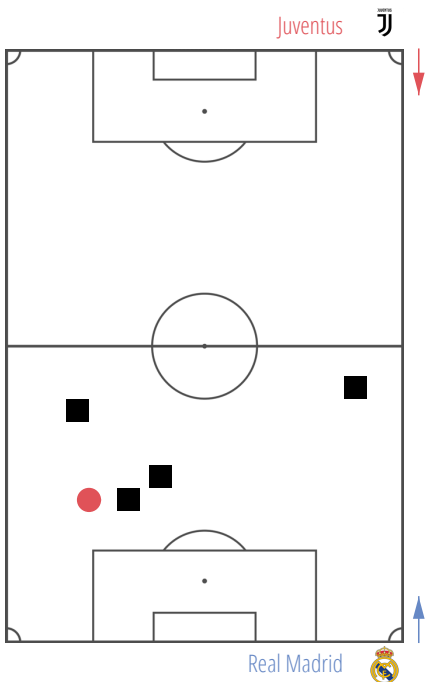
5 A. Barzagli
Marcelo



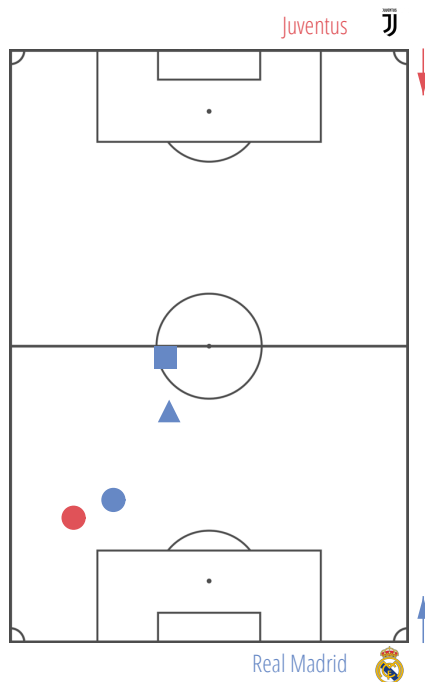
5 Dani Alves
Marcelo



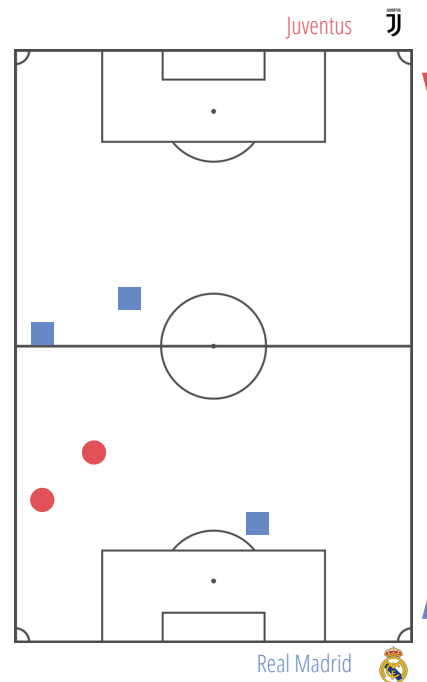
5 G. Higuaín
R. Varane



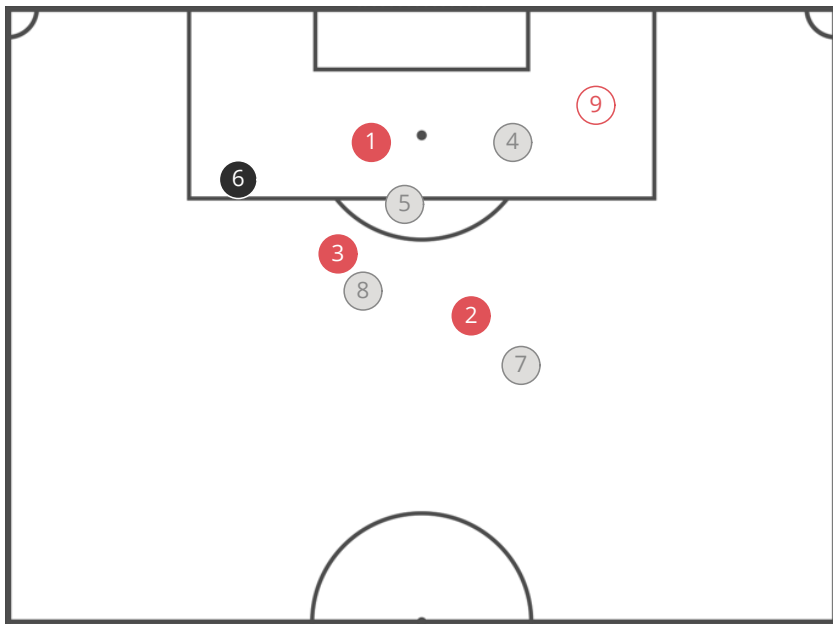
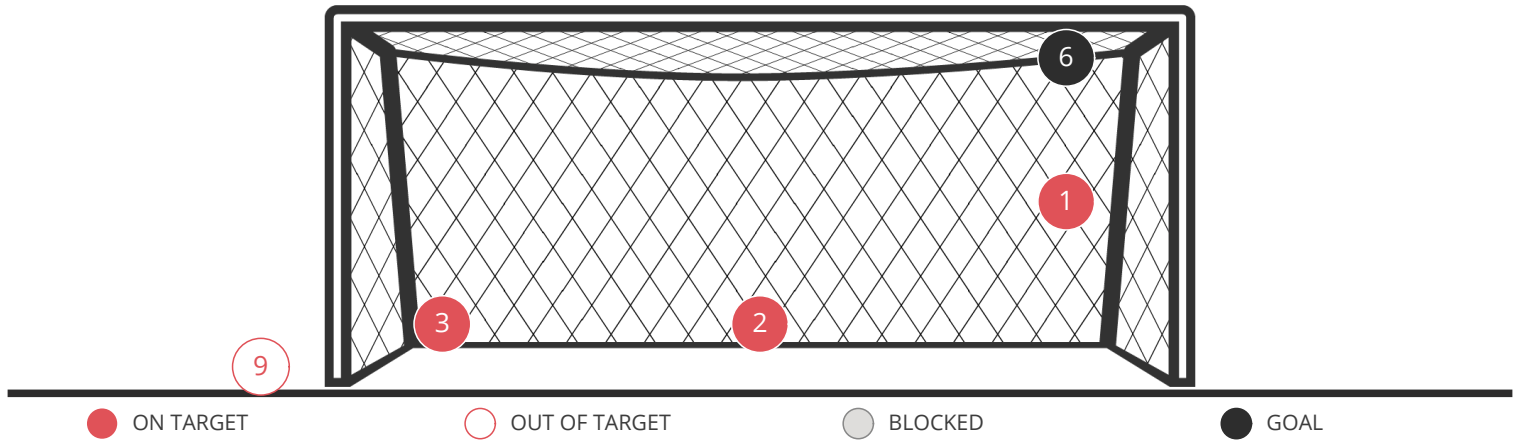

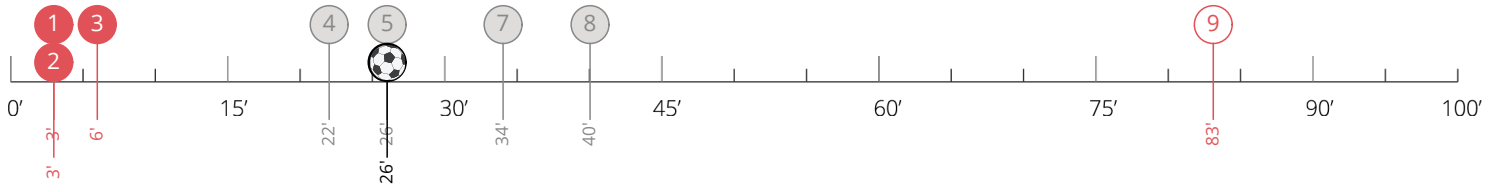
5 M. Pjanić
T. Kroos



5 P. Dybala
T. Kroos



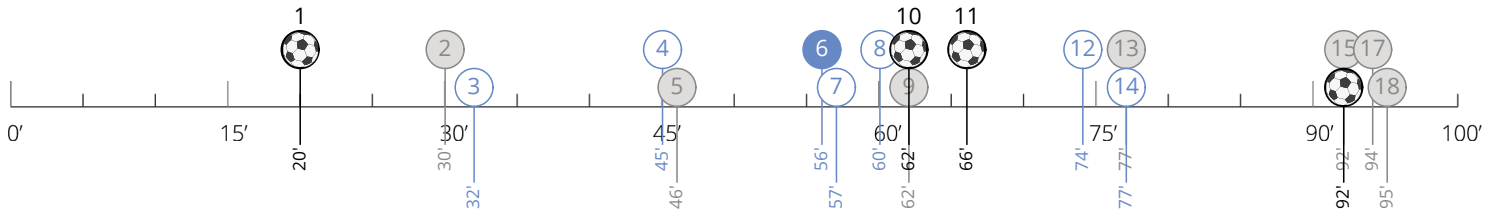
JUVENTUS: GOALS AND STRIKES



PLAYERS

	FOOT
1 G. Higuaín	Heading
2 G. Higuaín	Right
3 M. Pjanić	Right
4 M. Pjanić	Left
5 G. Higuaín	Left
6 M. Mandžukić	Right
7 P. Dybala	FK Left
8 M. Pjanić	Right
9 Alex Sandro	Heading

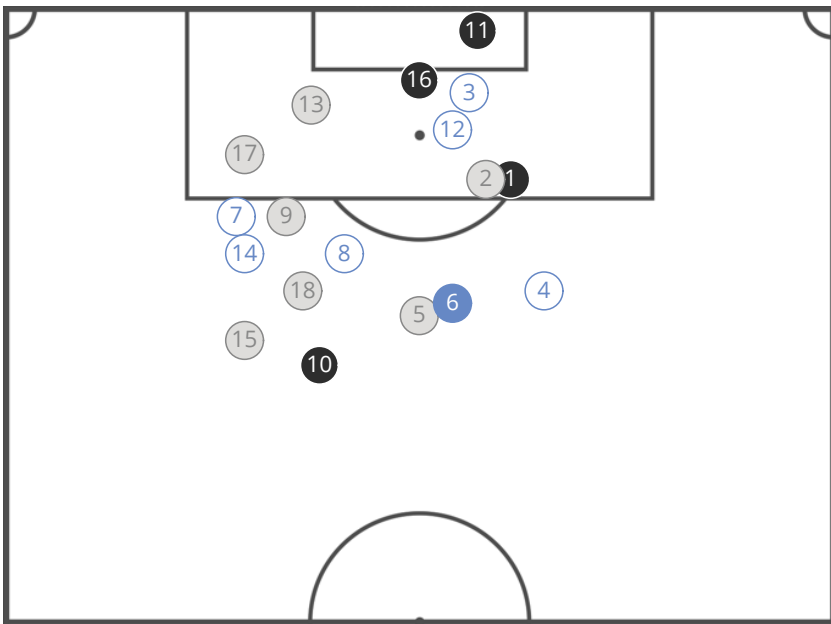
REAL MADRID: GOALS AND STRIKES



18 SHOTS 5 ON TARGET 7 BLOCKED 4 GOALS



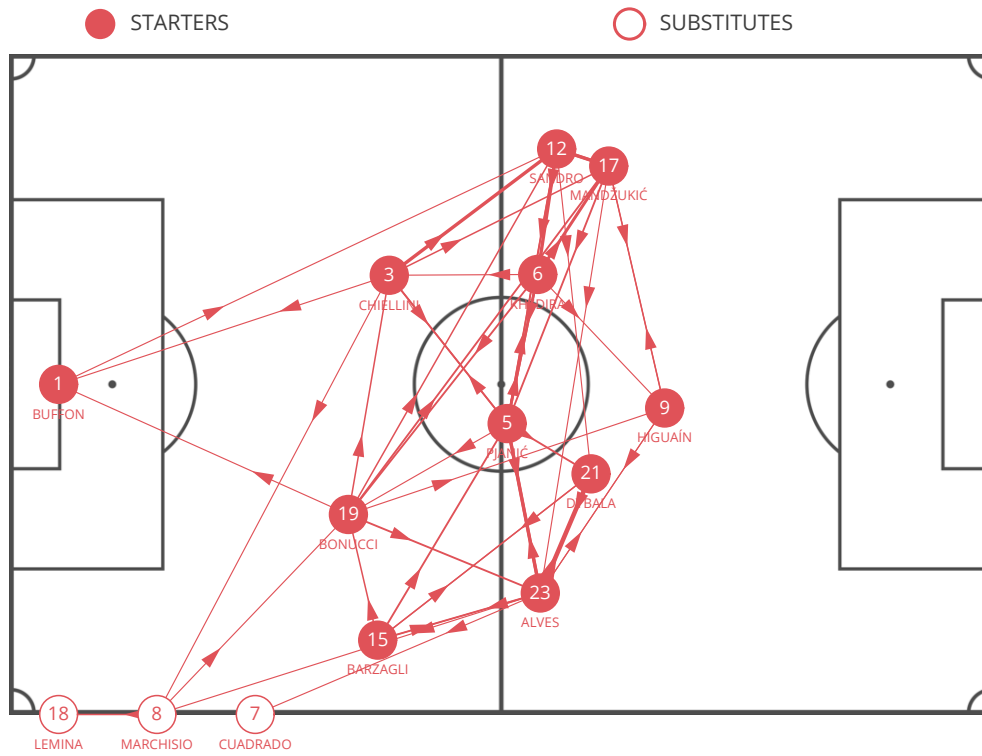
● ON TARGET ○ OUT OF TARGET ● BLOCKED ● GOAL



PLAYERS

PLAYERS	FOOT
1 Cristiano Ronaldo	Right
2 Cristiano Ronaldo	Right
3 Cristiano Ronaldo	Heading
4 Casemiro	Right
5 Isco	Right
6 L. Modrić	Left
7 Marcelo	Left
8 Isco	Left
9 T. Kroos	Left
10 Casemiro	Right
11 Cristiano Ronaldo	Right
12 Cristiano Ronaldo	Right
13 K. Benzema	Right
14 Marcelo	Left
15 Cristiano Ronaldo	FK Right
16 Marco Asensio	Left
17 Álvaro Morata	Right
18 G. Bale	Left

JUVENTUS: PASSES



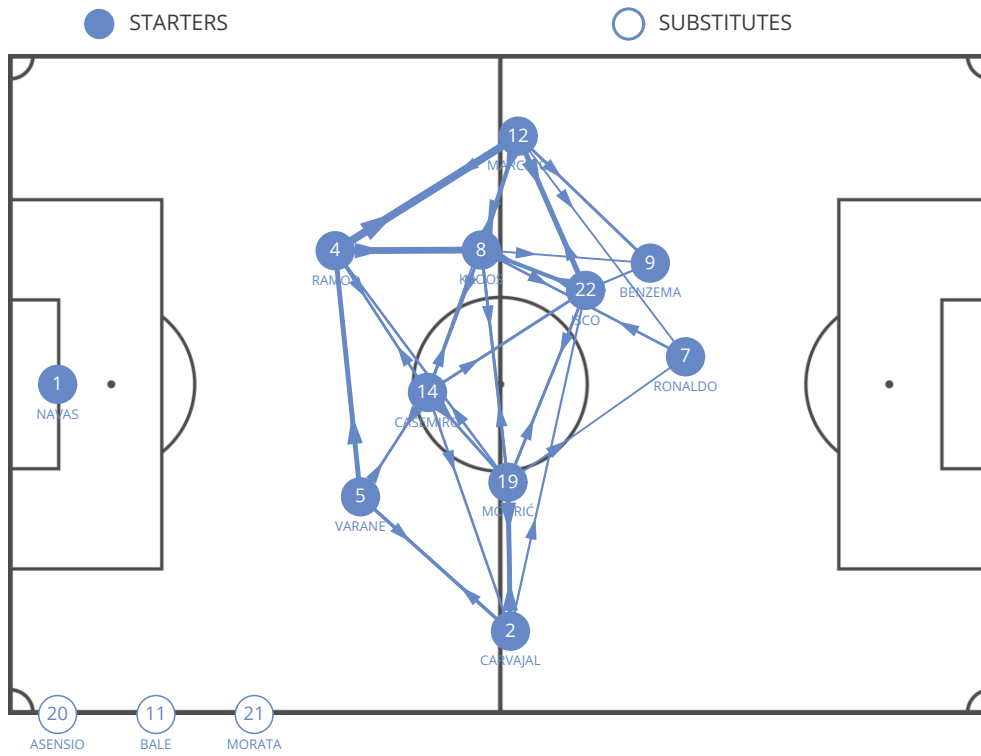
	1. G. Buffon	15. A. Barzagli	19. L. Bonucci	12. Alex Sandro	23. Dani Alves	3. G. Chiellini	5. M. Pjanić	6. S. Khedira	9. G. Higuaín	21. P. Dybala	17. M. Mandžukić	18. M. Lemina	8. C. Marchisio	7. J. Cuadrado
1. G. Buffon	2	2	3		1	1	1				1 (1)			
15. A. Barzagli		4	1	5 (1)	1	5			3					
19. L. Bonucci	3	2	4 (3)	5 (1)	4	1	2	3 (1)	2	5 (3)		2	1 (1)	
12. Alex Sandro			1 (1)	1	1	4	9	1	3 (1)	9 (2)		2		
23. Dani Alves		3	2		1	8	1	3	12	2	1	3	3	
3. G. Chiellini	3		2	9	2	4	2	2	2 (2)	4 (1)	1	3		
5. M. Pjanić		2	3	5	9	5	7	2	5	2				
6. S. Khedira	1		5	2	1	3	7	3	2 (1)	8		1		
9. G. Higuaín		1			3	1	1	1	1	3		1		
21. P. Dybala		4	1		6	1	2	1	1	2				
17. M. Mandžukić				8	3	1	5	2	4		1		1	
18. M. Lemina				1				1			1	4	1	1
8. C. Marchisio			3	2	2	2		1						
7. J. Cuadrado							1							

PASSES RECEIVED BY THE PLAYER

PASSES MADE BY THE PLAYER

(*) HIGH PASSES

REAL MADRID: PASSES



	1. K. Navas	4. Sergio Ramos	5. R. Varane	12. Marcelo	2. Daniel Carvajal	14. Casemiro	8. T. Kroos	19. L. Modrić	22. Isco	9. K. Benzema	7. Cristiano Ronaldo	20. Marco Asensio	11. G. Bale	21. Álvaro Morata
1. K. Navas	4													
4. Sergio Ramos	1	3												
5. R. Varane	1	13	8											
12. Marcelo		6	1 (1)											
2. Daniel Carvajal	2	2	9	1										
14. Casemiro	2	7	7	3 (1)	7 (3)									
8. T. Kroos	1	2	2	11	3	8								
19. L. Modrić		7	2	1 (1)	11	4	8							
22. Isco		2	3	9	2	3	6	8						
9. K. Benzema				4	2	2	4		4					
7. Cristiano Ronaldo		2	2	1	1	2	5	1	3					
20. Marco Asensio					2			1						
11. G. Bale		1		1										
21. Álvaro Morata														1

PASSES RECEIVED BY THE PLAYER

PASSES MADE BY THE PLAYER

(*) HIGH PASSES

JUVENTUS: PLAYER EVENTS

		MINUTES PLAYED	GOALS / GOALS ON PENALTY	ASSISTS	TOUCHES	SHOTS / ON TARGET	FOULS COMM. / CONCEDED	YELLOW CARDS / RED CARDS	OFFSIDES	FREE K. SHOTS / ON TARGET	FREE K. CROSS / ACCURATE	CORNERS / ACCURATE	THROW INS / ACCURATE
1	G. Buffon	90	0/0	0	12	0/0	0/0	0/0	0	0/0	0/0	0/0	0/0
15	A. Barzagli	66	0/0	0	22	0/0	0/1	0/0	0	0/0	0/0	0/0	7/6
19	L. Bonucci	90	0/0	0	49	0/0	1/2	0/0	0	0/0	0/0	0/0	1/1
12	Alex Sandro	90	0/0	0	53	1/0	4/1	1/0	0	0/0	0/0	0/0	4/4
23	Dani Alves	90	0/0	0	56	0/0	5/1	0/0	1	0/0	1/1	0/0	4/4
3	G. Chiellini	90	0/0	0	47	0/0	2/0	0/0	0	0/0	0/0	0/0	0/0
5	M. Pjanić	70	0/0	0	50	3/1	3/2	1/0	0	0/0	1/1	0/0	0/0
6	S. Khedira	90	0/0	0	39	0/0	1/1	0/0	0	0/0	0/0	0/0	0/0
9	G. Higuaín	90	0/0	1	20	3/2	0/0	0/0	0	0/0	0/0	0/0	0/0
21	P. Dybala	78	0/0	0	29	1/0	2/3	1/0	1	1/0	0/0	1/1	0/0
17	M. Mandžukić	90	1/0	0	39	1/1	1/3	0/0	1	0/0	0/0	0/0	0/0
18	M. Lemina	12	0/0	0	7	0/0	1/1	0/0	0	0/0	0/0	0/0	0/0
8	C. Marchisio	20	0/0	0	22	0/0	0/0	0/0	0	0/0	0/0	0/0	0/0
7	J. Cuadrado	24	0/0	0	6	0/0	2/1	2/0	0	0/0	0/0	0/0	0/0

		DUELS / WON	GROUND CHALL. / WON	AIR CHALL. / WON	ATTACKING CHALL.	DEFENDING CHALL.	DRIBBLES	TACKLES	DEFENDING 1V1	RECOVERED IN OPP. HALF	LOSSES IN OPP. HALF
1	G. Buffon	0/0	0/0	0/0	0	0	0	0	0	0	0
15	A. Barzagli	17/7	17/7	0/0	1	16	1	2	8	2	1
19	L. Bonucci	11/6	9/4	2/2	0	8	0	1	4	0	1
12	Alex Sandro	25/10	22/9	3/1	10	9	6	1	3	1	5
23	Dani Alves	32/5	29/5	3/0	8	14	2	3	4	2	3
3	G. Chiellini	10/3	8/2	2/1	0	5	0	1	1	2	0
5	M. Pjanić	18/7	16/6	2/1	6	9	4	1	3	1	4
6	S. Khedira	12/4	12/4	0/0	1	6	0	1	4	1	0
9	G. Higuaín	18/5	17/4	1/1	14	1	3	1	1	1	1
21	P. Dybala	19/10	18/10	1/0	11	3	9	0	0	0	5
17	M. Mandžukić	25/14	20/10	5/4	8	4	0	0	2	1	10
18	M. Lemina	7/3	7/3	0/0	3	3	3	0	1	0	0
8	C. Marchisio	1/0	1/0	0/0	0	1	0	1	1	1	1
7	J. Cuadrado	5/1	5/1	0/0	2	1	0	1	0	1	0

		PASSES / ACCURATE	% ACCURATE	LONG PASSES / ACCURATE	THROUGH PASSES / ACCURATE	IN THE BOX / ACCURATE	CROSSES / ACCURATE	CROSS FROM BYLINE	CROSS HIGH	CROSS LOW	CROSS BLOCKED
1	G. Buffon	12/11	92	2/1	0/0	0/0	0/0	0	0	0	0
15	A. Barzagli	22/19	87	3/1	0/0	0/0	0/0	0	0	0	0
19	L. Bonucci	42/34	81	13/9	2/1	0/0	1/1	0	1	0	0
12	Alex Sandro	41/31	76	6/4	0/0	1/1	6/3	4	3	3	0
23	Dani Alves	47/39	83	1/0	0/0	0/0	3/1	1	1	0	2
3	G. Chiellini	38/34	90	5/3	0/0	0/0	0/0	0	0	0	0
5	M. Pjanić	47/39	83	0/0	1/0	0/0	1/1	0	1	0	0
6	S. Khedira	35/34	98	1/1	0/0	0/0	1/1	0	1	0	0
9	G. Higuaín	16/13	82	0/0	0/0	2/2	1/0	1	1	0	0
21	P. Dybala	23/18	79	0/0	0/0	1/1	0/0	0	0	0	0
17	M. Mandžukić	32/24	75	1/0	0/0	3/1	6/2	2	4	2	0
18	M. Lemina	5/5	100	0/0	0/0	0/0	0/0	0	0	0	0
8	C. Marchisio	19/14	74	3/0	0/0	0/0	0/0	0	0	0	0
7	J. Cuadrado	3/1	34	2/0	0/0	0/0	0/0	0	0	0	0

REAL MADRID: PLAYER EVENTS

		MINUTES PLAYED	GOALS / GOALS ON PENALTY	ASSISTS	TOUCHES	SHOTS / ON TARGET	FOULS COMM. / CONCEDED	YELLOW CARDS / RED CARDS	OFFSIDES	FREE K. SHOTS / ON TARGET	FREE K. CROSS / ACCURATE	CORNERS / ACCURATE	THROW INS / ACCURATE
1	K. Navas	90	0/0	0	11	0/0	0/0	0/0	0	0/0	0/0	0/0	0/0
4	Sergio Ramos	90	0/0	0	65	0/0	4/1	1/0	0	0/0	0/0	0/0	0/0
5	R. Varane	90	0/0	0	50	0/0	1/1	0/0	0	0/0	0/0	0/0	0/0
12	Marcelo	90	0/0	1	70	2/0	0/2	0/0	0	0/0	0/0	0/0	6/6
2	Daniel Carvajal	90	0/0	1	55	0/0	4/2	1/0	0	0/0	0/0	0/0	11/8
14	Casemiro	90	1/0	0	57	2/1	2/2	0/0	0	0/0	0/0	0/0	0/0
8	T. Kroos	89	0/0	0	68	1/0	2/6	1/0	0	0/0	1/1	1/1	0/0
19	L. Modrić	90	0/0	1	58	1/1	1/4	0/0	0	0/0	0/0	0/0	0/0
22	Isco	82	0/0	0	52	2/0	0/3	0/0	1	0/0	0/0	0/0	0/0
9	K. Benzema	77	0/0	0	22	1/0	2/0	0/0	0	0/0	0/0	0/0	0/0
7	Cristiano Ronaldo	90	2/0	0	22	6/2	0/1	0/0	0	1/0	0/0	0/0	0/0
20	Marco Asensio	8	1/0	0	4	1/1	0/0	1/0	0	0/0	0/0	0/0	0/0
11	G. Bale	13	0/0	0	3	1/0	0/0	0/0	0	0/0	0/0	0/0	0/0
21	Álvaro Morata	1	0/0	0	0	1/0	0/0	0/0	0	0/0	0/0	0/0	0/0

		DUELS / WON	GROUND CHALL. / WON	AIR CHALL. / WON	ATTACKING CHALL.	DEFENDING CHALL.	DRIBBLES	TACKLES	DEFENDING 1V1	RECOVERED IN OPP. HALF	LOSSES IN OPP. HALF
1	K. Navas	1 / 1	1 / 1	0 / 0	0	0	0	0	0	0	0
4	Sergio Ramos	13 / 8	11 / 7	2 / 1	0	8	0	1	4	0	0
5	R. Varane	9 / 3	8 / 2	1 / 1	1	6	0	0	1	1	1
12	Marcelo	17 / 8	16 / 7	1 / 1	9	5	6	1	3	2	4
2	Daniel Carvajal	21 / 5	19 / 5	2 / 0	6	8	3	0	2	2	2
14	Casemiro	23 / 12	23 / 12	0 / 0	6	11	3	0	5	2	2
8	T. Kroos	18 / 9	17 / 8	1 / 1	8	7	1	0	6	1	2
19	L. Modrić	20 / 9	19 / 9	1 / 0	10	5	4	0	3	1	0
22	Isco	20 / 8	19 / 7	1 / 1	14	3	4	1	2	0	3
9	K. Benzema	15 / 5	12 / 5	3 / 0	9	2	4	0	0	0	1
7	Cristiano Ronaldo	11 / 3	10 / 3	1 / 0	8	0	3	0	0	0	1
20	Marco Asensio	1 / 1	0 / 0	1 / 1	0	0	0	0	0	1	0
11	G. Bale	3 / 2	2 / 1	1 / 1	2	0	0	0	0	0	1
21	Álvaro Morata	0 / 0	0 / 0	0 / 0	0	0	0	0	0	0	0

		PASSES / ACCURATE	% ACCURATE	LONG PASSES / ACCURATE	THROUGH PASSES / ACCURATE	IN THE BOX / ACCURATE	CROSSES / ACCURATE	CROSS FROM BYLINE	CROSS HIGH	CROSS LOW	CROSS BLOCKED
1	K. Navas	11 / 9	82	2 / 0	0 / 0	0 / 0	0 / 0	0	0	0	0
4	Sergio Ramos	62 / 60	97	7 / 7	1 / 0	0 / 0	0 / 0	0	0	0	0
5	R. Varane	46 / 40	87	5 / 0	0 / 0	1 / 0	1 / 0	1	0	1	0
12	Marcelo	62 / 54	88	2 / 1	3 / 3	2 / 2	5 / 3	2	2	3	0
2	Daniel Carvajal	51 / 47	93	3 / 3	0 / 0	1 / 1	3 / 0	0	1	2	0
14	Casemiro	54 / 50	93	7 / 5	0 / 0	0 / 0	0 / 0	0	0	0	0
8	T. Kroos	63 / 58	93	2 / 1	0 / 0	0 / 0	0 / 0	0	0	0	0
19	L. Modrić	54 / 48	89	7 / 5	1 / 0	0 / 0	1 / 1	1	0	1	0
22	Isco	49 / 45	92	2 / 0	0 / 0	1 / 1	3 / 3	2	2	1	0
9	K. Benzema	21 / 18	86	0 / 0	1 / 0	1 / 1	1 / 0	0	1	0	0
7	Cristiano Ronaldo	20 / 17	85	0 / 0	0 / 0	2 / 0	3 / 0	3	2	1	0
20	Marco Asensio	4 / 3	75	1 / 0	0 / 0	0 / 0	0 / 0	0	0	0	0
11	G. Bale	3 / 3	100	0 / 0	0 / 0	0 / 0	0 / 0	0	0	0	0
21	Álvaro Morata	0 / 0	0	0 / 0	0 / 0	0 / 0	0 / 0	0	0	0	0

MATCH REPORT GUIDE

SECTION 1

AVERAGE POSITIONS

Players position is calculated on an average detected point which takes into consideration every kind of action, including those with no ball possession.

White-filled circles are substitutes indicators.

SECTION 2

GENERALS**Average position**

It shows the barycentre of the team, considering the average place of its actions.

CONSTRUCTION**Actions started by goalkeeper**

It considers all the actions started by the goalkeeper. It will be considered as a single one even if inside the same action he is involved more than once before the ball crosses the halfway line.

Long pass

Number of throws beyond the halfway line.

Low

Number of throws to a fellow teammate inside his half of the field.

Right

Number of actions crossing the halfway line in the right side.

Left

Number of actions crossing the halfway line in the left side.

Center

Number of actions crossing the halfway line in the central area.

Failed

Number of actions stopped before crossing the halfway line.

ATTACKING PLAY**Actions finalization**

It shows team offensive dangerousness and the way it is carried out.

Shot from outside of penalty area

Number of team shots from outside the penalty area.

Crosses

It shows how many finalizations are completed straight after a cross from the flanks.

Build-Up play

It shows how many finalizations are completed straight after a build-up play.

Long ball

It shows how many finalizations are completed straight after a long ball.

DEFENSIVE**Final Third Entries**

Number of times the opponent team plays the ball between the halfway line and the penalty area.

Fouls near the box

Number of fouls committed by the team nearby its penalty areas

SECTION 3

TERRITORIAL COVERAGE**Ball possession recovery**

It only takes into consideration the actual number of ball possession recoveries, even if temporary. Recoveries caused by opponents mistakes are not considered (i.e. ball kicked out of the pitch by the opponent).

SECTION 4

DUELS**Attacking duels**

Number of duels carried out when the team has ball possession.

Defensive duels

Number of duels carried out when the opponent team has ball possession.

SECTION 7

PASSES

Players position is calculated on an average detected point based on the position occupied, considering every kind of action, including those with no ball possession.

Lines connecting players show the number of passes. The thicker is the line, the higher is the number of passes between each other.